

FAIRFIELD PUBLIC SCHOOLS

A Presentation to the

Rotary Club of Fairfield, CT



Presented by

Dr. David Title

Superintendent of Schools

Monday, March 23, 2015

Money.com *Best Places to Live* Sept. 19, 2014

#44 Fairfield, Conn.

Population: 60,174

Census Region: Northeast

Median Family Income: \$147,761

Median Home Price: \$500,000

Average Property Taxes: \$11,113

Projected Job Growth: 5.5%



“About third of Fairfield residents brave the 75-minute commute to New York City via express train during the week. The payoff: weekends in a city with a thriving downtown, lively restaurant scene and five miles of beaches on the Long Island Sound coastline.

The schools are among the state’s best (the town’s two high schools are in the top 25 in the state),

and Lake Mohegan is a popular hiking and fresh-water swimming spot. And though home prices have steadily climbed since the recession ended, Fairfield is more affordable relative to neighboring towns in the county.” ...

FAIRFIELD PUBLIC SCHOOLS

11 Elementary Schools, Grades PreK* - 5

3 Middle Schools, Grades 6 – 8

2 High Schools, Grades 9 – 12

**The Tuition-based PreK programs are located at Burr and Dwight schools.*

A special education pre-school experience
is offered at the Early Childhood Center

An Alternative High School experience
is offered at the Walter Fitzgerald Campus



FAIRFIELD PUBLIC SCHOOLS

2014-15 Student Enrollment



10,160 students

4,710 in grades PreK - 5

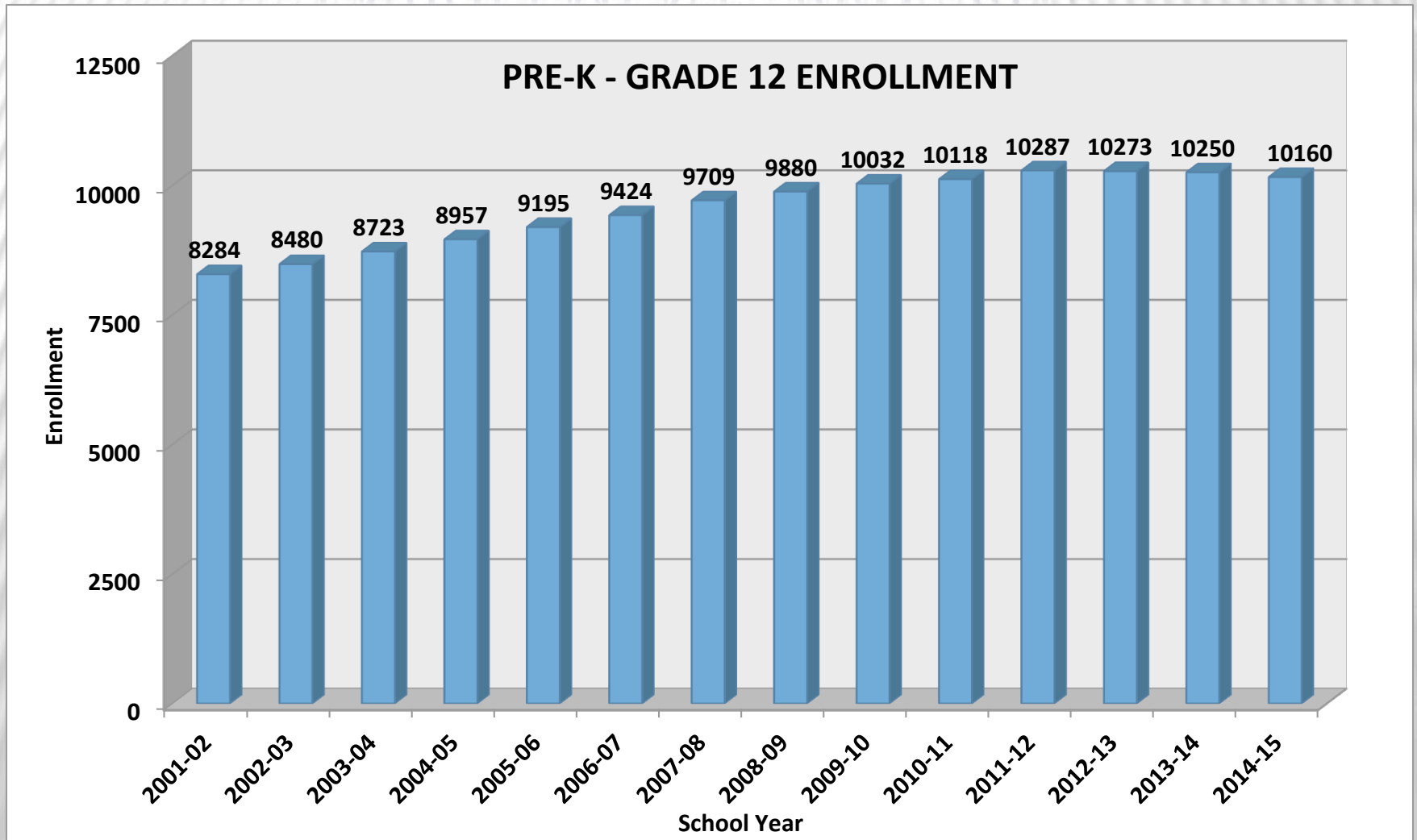
2,441 in grades 6 - 8

3,009 in grades 9 - 12



FAIRFIELD PUBLIC SCHOOLS

ENROLLMENT, 2001-2015



FAIRFIELD PUBLIC SCHOOLS

Total 2014-15 Operating Budget: \$155,718,051

953 Certified Staff

429 Non-Certified Staff

45 Administrators

1,427 Total Employees





MATH / SCIENCE

In addition to a comprehensive core Pre K-12 program, a variety of elective courses are offered to high school students including:


Sample of High School Electives	
Multivariable Calculus	Probability and Statistics
AP Calculus	AP Statistics
Personal Finance	AP Biology
AP Chemistry	AP Physics
AP Environmental Science	Astronomy
Marine Biology	Human Anatomy and Physiology
Meteorology	Oceanography

WORLD LANGUAGES

High School World Languages

Chinese	4 levels
French	6 levels and Advanced Placement
Italian	4 levels
Latin	4 levels and Advanced Placement
Spanish	6 levels and Advanced Placement

- Grade 4 Spanish instruction begins
- Grades 7 & 8 Choice of French or Spanish



ART AND MUSIC

In addition to a comprehensive Pre K – 12 Art and Music program, a variety of elective courses are offered to students.

Sample of High School Electives

Keyboard / Piano	Chamber Orchestra
Concert Band	Concert Orchestra
Jazz Ensemble	Concert Choir
Music Technology	Music Theory
Drawing and Painting	3 Dimensional Design
Photography	Digital Photography
Pottery	AP Studio Art




- Elementary Strings instruction begins in Grade 4 and Band in Grade 5
- Music Technology instruction begins in Grade 6

BUSINESS, FAMILY CONSUMER SCIENCE & TECHNOLOGY EDUCATION

Sample of High School Electives

Marketing	Business Law
Accounting	Culinary Arts
Child Development	Interior Design
Fashion and Textiles	CAD Drafting and Animation
Wood Manufacturing	Transportation Technology
Engineering Robotics	CAD Architecture
AP Economics	AP Computer Science

Family Consumer Science begins in Grade 6
Technology Education begins in Grade 7
Business begins in Grade 9



ADVANCED PLACEMENT COURSES

Biology

Environmental
Science

Calculus

Economics

Chemistry

Physics

Statistics

Computer
Science

Government

Modern
European
History

Latin

French

Literature

Language
&
Literature

Studio Art

Spanish

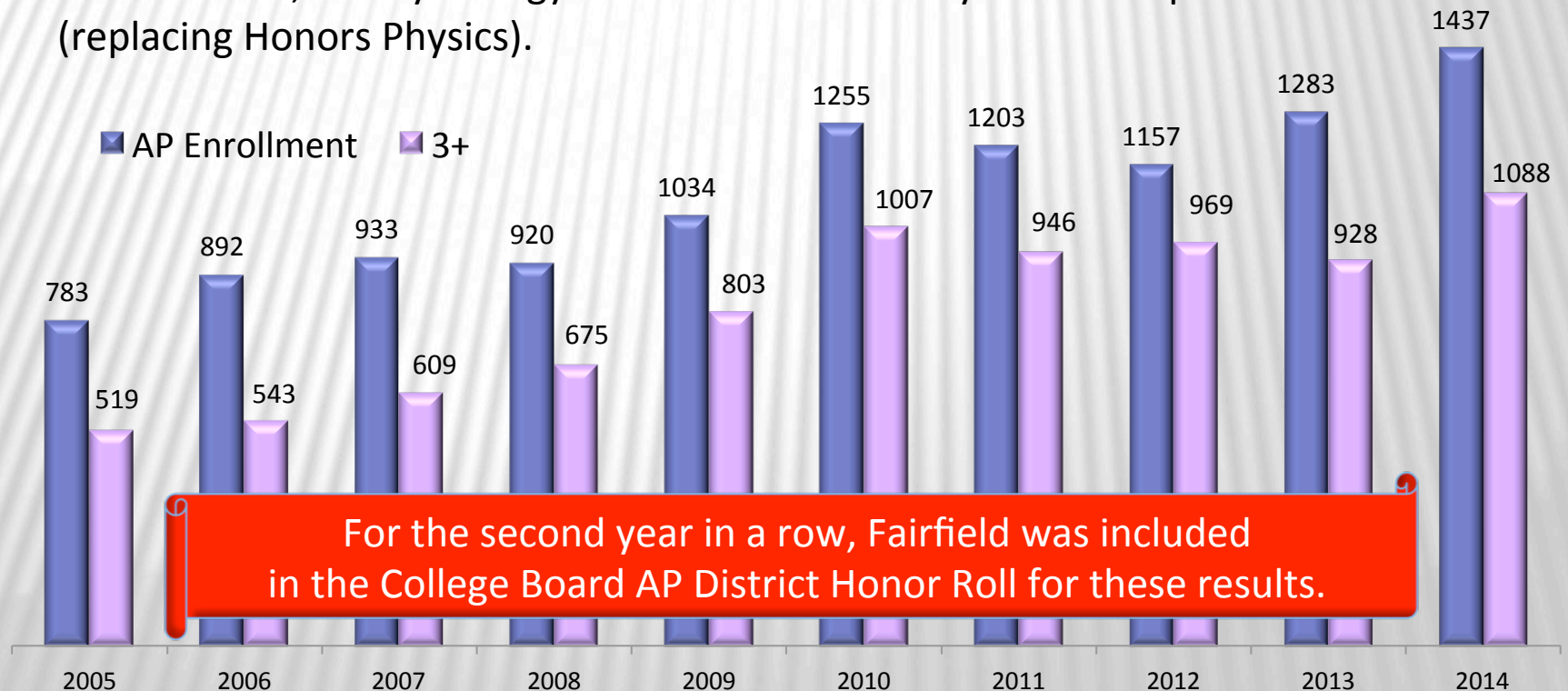
Psychology

Advanced Placement Results 2005 - 2014


The number of students enrolled in AP courses has steadily increased over the years (blue bars).

While enrollment in AP courses has almost doubled, the percentage of student scores at 3 or higher (purple bars) has increased by 14%.


In 2014-2015, AP Psychology was added and AP Physics was expanded (replacing Honors Physics).



STUDENT PARTICIPATION



Number of Students Participating in Activities

High School Athletics	857 738 857	Fall Sports (37 Teams) Winter Sports (29 Teams) Spring Sports (45 Teams)
 High School Music	250+ 260+ 265+	Choral Orchestra Band, Jazz, or Wind Ensembles
High School Extracurricular	1943	Clubs and Service Organizations (140 Clubs)
Town-wide Art Show	950+	Exhibits at Pequot Library



ACHIEVEMENT & RECOGNITION

- 🏆 90% of Fairfield graduates continue their education and are accepted at the most prestigious colleges in the country
- 🏆 Both high schools ranked in the Top 20 in CT
- 🏆 US News and World Report ranked FLHS and FWHS in the top 4% nationally of the “Best High Schools for 2013”
- 🏆 Money.com, [Fairfield, Conn] *“The schools are among the state’s best (the town’s two high schools are in the top 25 in the state)...”* “Best Places to Live 2014”
- 🏆 Dwight School named a National Blue Ribbon School and CT School of Distinction
- 🏆 Sherman School named a CT School of Distinction



ACHIEVEMENT & RECOGNITION

- 🏆 28 high school students were accepted to the 2014 Connecticut Music Educators Association All-State Music Festival
- 🏆 79 high school students earned chairs in the Connecticut Music Educators' Association Western Region Music Festival
- 🏆 32 middle school students earned chairs in the Fairfield County String Festival
- 🏆 12 students earned a Gold Key Award and 8 students earned a Silver Key Award at the Scholastic Art Awards
- 🏆 A FLHS student and a FWHS student were selected as First Place winners in the prestigious Stamford Student Art Show



ACHIEVEMENT & RECOGNITION

- ❖ Fairfield middle school students placed 1st & 3rd in the CT Science Fair and earned a Medallion & Acrylic award in the Dominion Millstone Power Station Physical Sciences Awards
- ❖ 92 high school students earned National Latin Exam Awards, including 5 Gold Medals



FAIRFIELD PUBLIC SCHOOLS

- ✿ **We deliver a high quality school system with the second lowest per pupil expenditure in Southern Fairfield County.**

SOUTHERN FAIRFIELD COUNTY DISTRICTS PER PUPIL EXPENDITURES

District Name	2014-2015 PPE
TRUMBULL	\$ 14,506
FAIRFIELD	\$ 15,185
NORWALK	\$ 16,575
STAMFORD	\$ 17,139
WILTON	\$ 17,337
DARIEN	\$ 17,542
NEW CANAAN	\$ 18,032
WESTPORT	\$ 18,864
WESTON	\$ 19,384
GREENWICH	\$ 20,847
<i>SOUTHERN FFLD COUNTY AVERAGE</i>	\$ 17,541