



**FAIRFIELD
PUBLIC SCHOOLS**

Toni Jones, Ed.D.
Superintendent of Schools

Office of the Superintendent

June 2019

2018-2019 Climate Survey Responses

Fairfield Public Schools conducts four surveys annually to gain input about our schools: Parent Input, Elementary Student Input, Secondary Student Input, and Teacher /Staff input. The four surveys are structured for the first part to be the annual evaluation of the school leadership and management, and the second part to measure 6 domains required by the State of Connecticut for healthy climates.

The domains are:

- 1) Institutional Environment
- 2) Teaching and Learning
- 3) Safety Procedures
- 4) Interpersonal Relationships
- 5) Communication
- 6) Leadership



FAIRFIELD
PUBLIC SCHOOLS

Toni Jones, Ed.D.
Superintendent of Schools

Office of the Superintendent

June 2019

2018-2019 Climate Survey Responses

PARENT INPUT

Q1 Which school are you providing feedback on for the purpose of this survey? *May only choose one school.

Answered: 2,965 Skipped: 7

051 Fairfield District Climate Survey Parent Input



ANSWER CHOICES

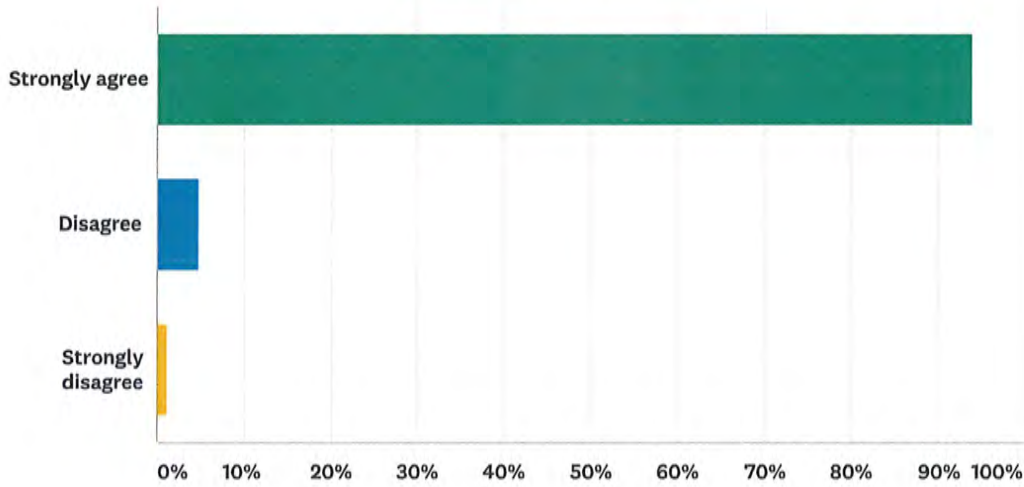
RESPONSES

051 Fairfield District Climate Survey Parent Input

Burr	2.97%	88
Dwight	3.04%	90
Holland Hill	4.79%	142
Jennings	5.70%	169
McKinley	3.88%	115
Mill Hill	5.90%	175
North Stratfield	3.20%	95
Osborn Hill	6.78%	201
Riverfield	6.85%	203
Roger Sherman	6.24%	185
Stratfield	5.87%	174
Fairfield Woods Middle	7.86%	233
Roger Ludlowe Middle	7.28%	216
Tomlinson Middle	6.27%	186
Ludlowe High	16.12%	478
Warde High	5.73%	170
Early Childhood Center	1.32%	39
Walter Fitzgerald	0.20%	6
Community Partnership Program	0.00%	0
TOTAL		2,965

Q2 My child is learning a lot in school this year.

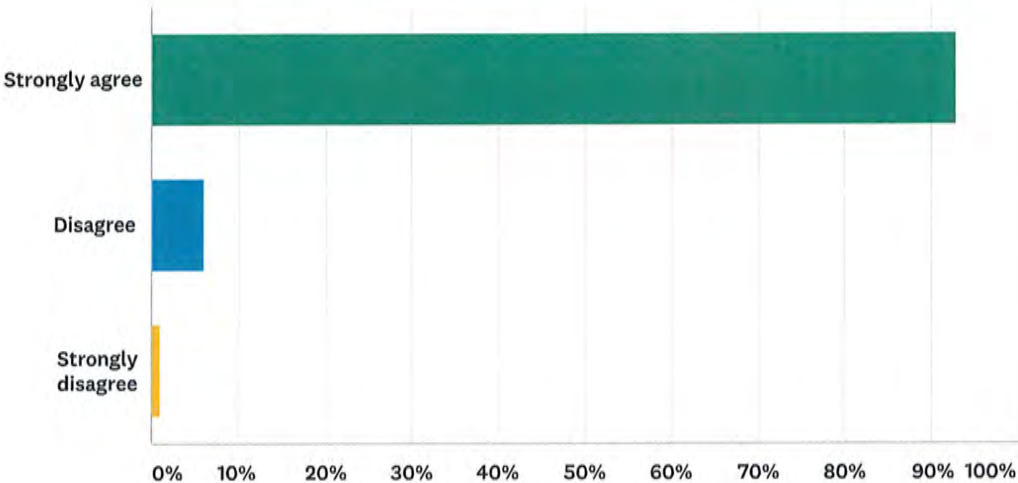
Answered: 2,963 Skipped: 9



ANSWER CHOICES	RESPONSES	
Strongly agree	93.92%	2,719
Disagree	4.84%	140
Strongly disagree	1.24%	36
TOTAL		2,895

Q3 Administrators have high expectations for students at this school.

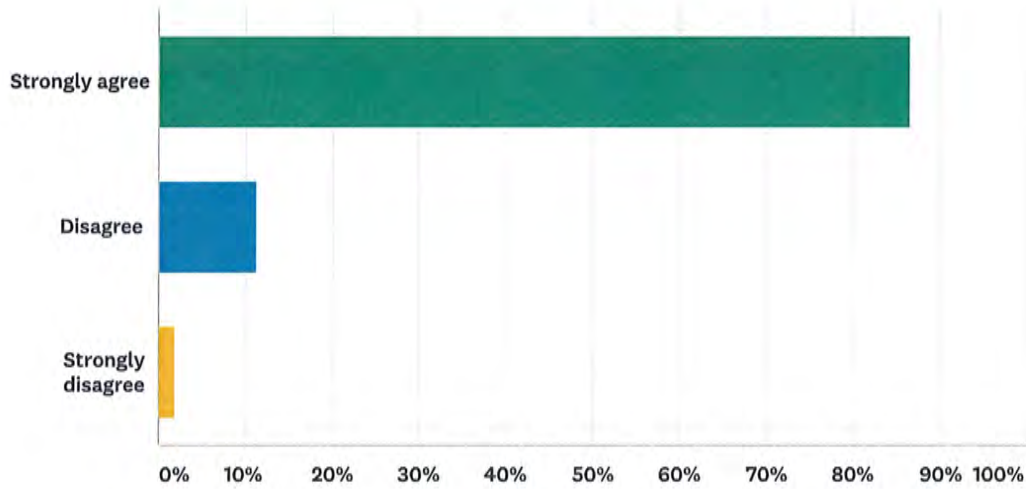
Answered: 2,965 Skipped: 7



ANSWER CHOICES	RESPONSES	
Strongly agree	92.79%	2,560
Disagree	6.16%	170
Strongly disagree	1.05%	29
TOTAL		2,759

Q4 I know how my child is doing in school before I get my child's report card.

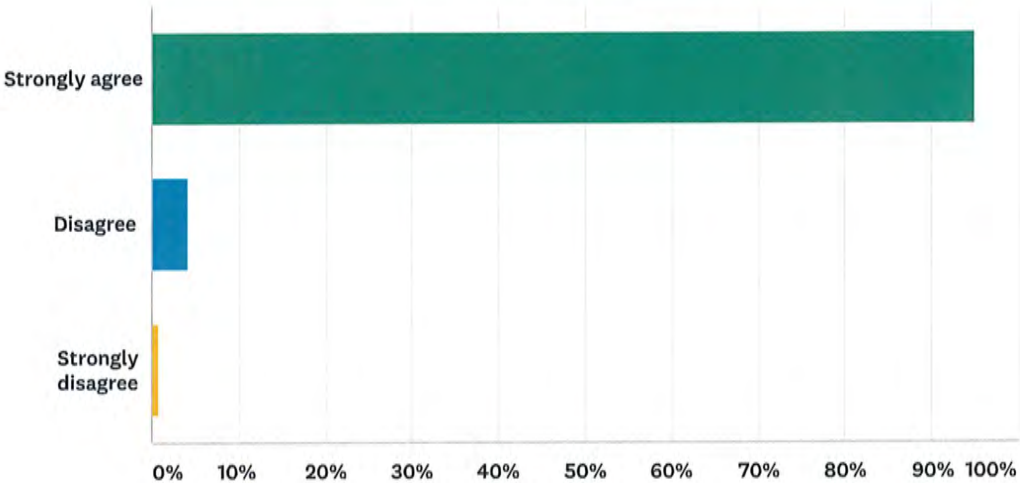
Answered: 2,966 Skipped: 6



ANSWER CHOICES	RESPONSES	
Strongly agree	86.68%	2,518
Disagree	11.36%	330
Strongly disagree	1.96%	57
TOTAL		2,905

Q5 This school is a good place to learn.

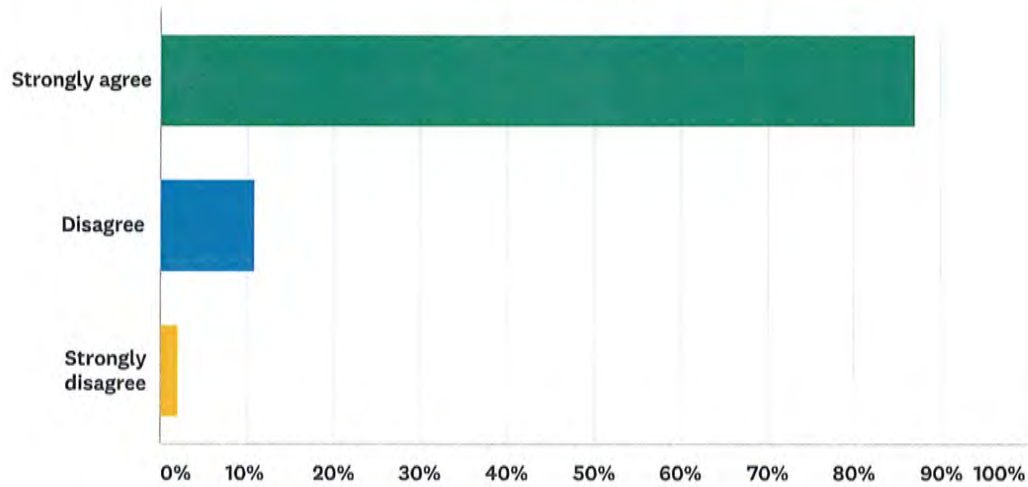
Answered: 2,964 Skipped: 8



ANSWER CHOICES	RESPONSES	
Strongly agree	95.08%	2,743
Disagree	4.12%	119
Strongly disagree	0.80%	23
TOTAL		2,885

Q6 I feel well-informed about what is going on at school.

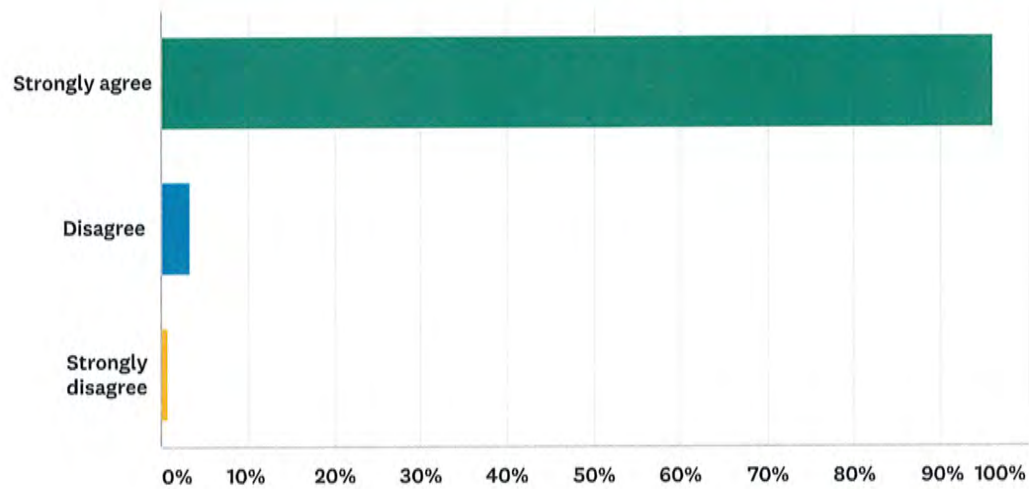
Answered: 2,962 Skipped: 10



ANSWER CHOICES		RESPONSES	
Strongly agree		86.97%	2,536
Disagree		10.84%	316
Strongly disagree		2.19%	64
TOTAL			2,916

Q7 The school is a safe place for my child.

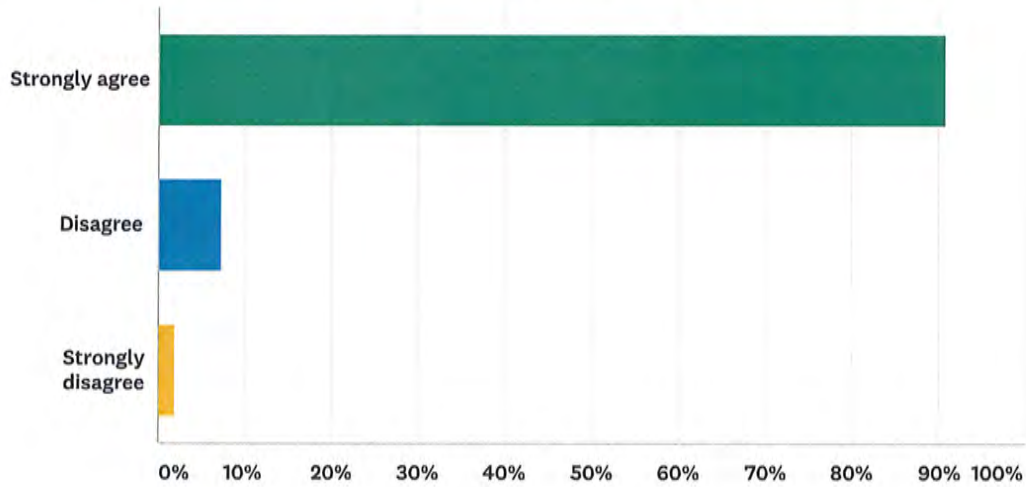
Answered: 2,968 Skipped: 4



ANSWER CHOICES	RESPONSES	
Strongly agree	95.95%	2,747
Disagree	3.32%	95
Strongly disagree	0.73%	21
TOTAL		2,863

Q8 My child can get the resources he/she needs to be successful.

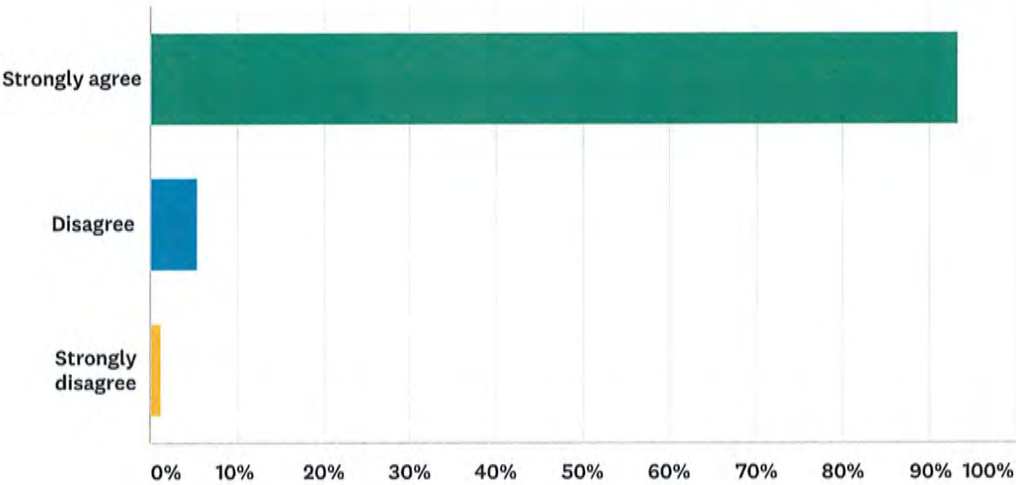
Answered: 2,964 Skipped: 8



ANSWER CHOICES	RESPONSES	
Strongly agree	90.77%	2,526
Disagree	7.37%	205
Strongly disagree	1.87%	52
TOTAL		2,783

Q9 The school environment is caring and supportive.

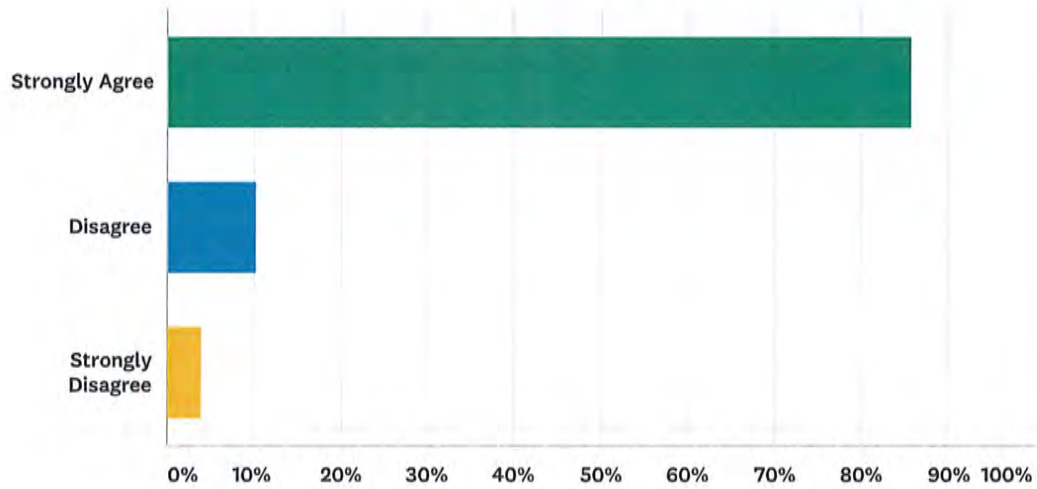
Answered: 2,967 Skipped: 5



ANSWER CHOICES	RESPONSES	
Strongly agree	93.27%	2,660
Disagree	5.40%	154
Strongly disagree	1.33%	38
TOTAL		2,852

Q10 Administrators take into account the feedback I give when making decisions.

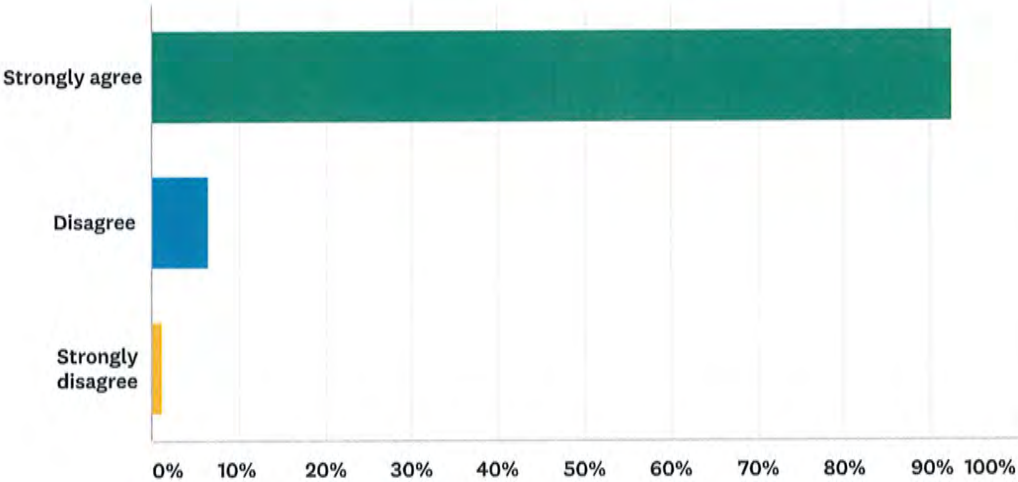
Answered: 2,963 Skipped: 9



ANSWER CHOICES	RESPONSES	
Strongly Agree	85.71%	1,787
Disagree	10.31%	215
Strongly Disagree	3.98%	83
TOTAL		2,085

Q11 I feel comfortable discussing my child's needs with teachers and staff.

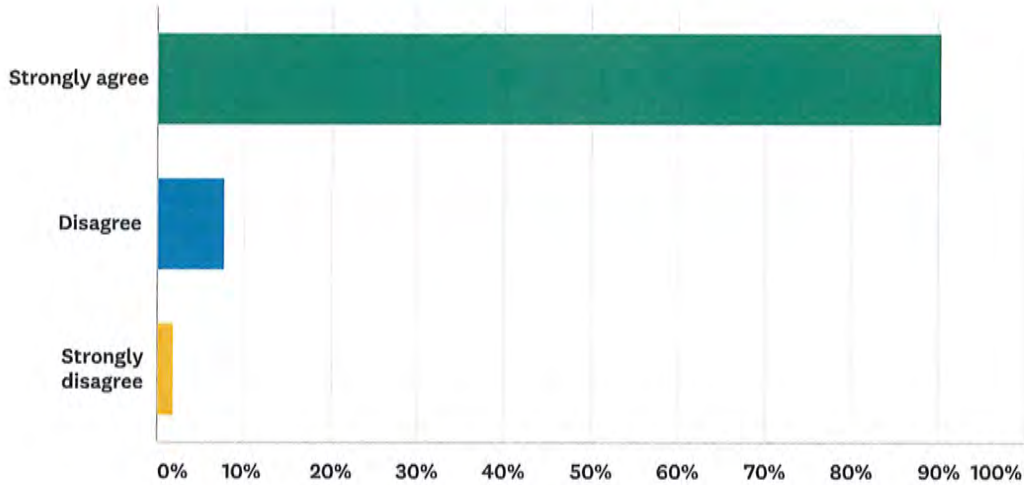
Answered: 2,964 Skipped: 8



ANSWER CHOICES	RESPONSES	
Strongly agree	92.38%	2,629
Disagree	6.43%	183
Strongly disagree	1.19%	34
TOTAL		2,846

Q12 My child's school provides opportunities for parents to serve as leaders.

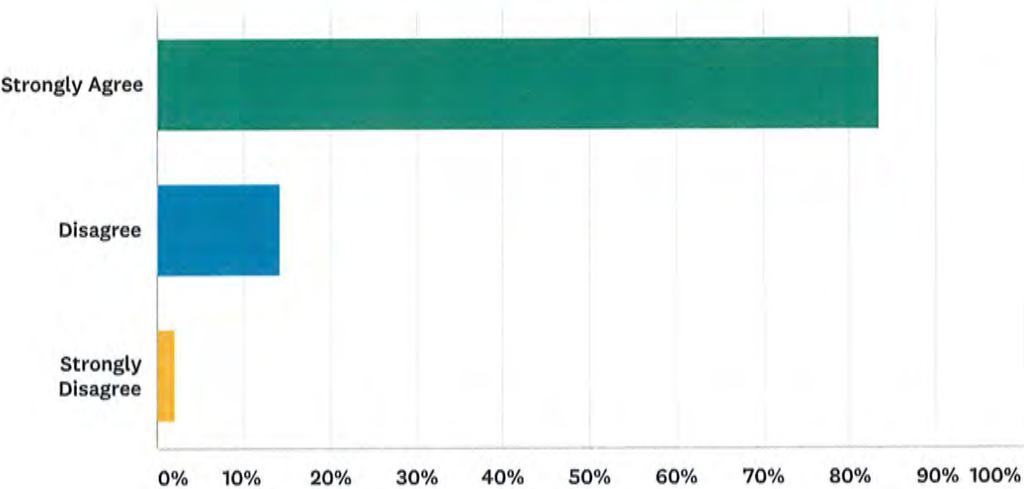
Answered: 2,964 Skipped: 8



ANSWER CHOICES	RESPONSES	
Strongly agree	90.37%	2,234
Disagree	7.65%	189
Strongly disagree	1.98%	49
TOTAL		2,472

Q13 The school clearly communicates its expectations for my child's learning to me.

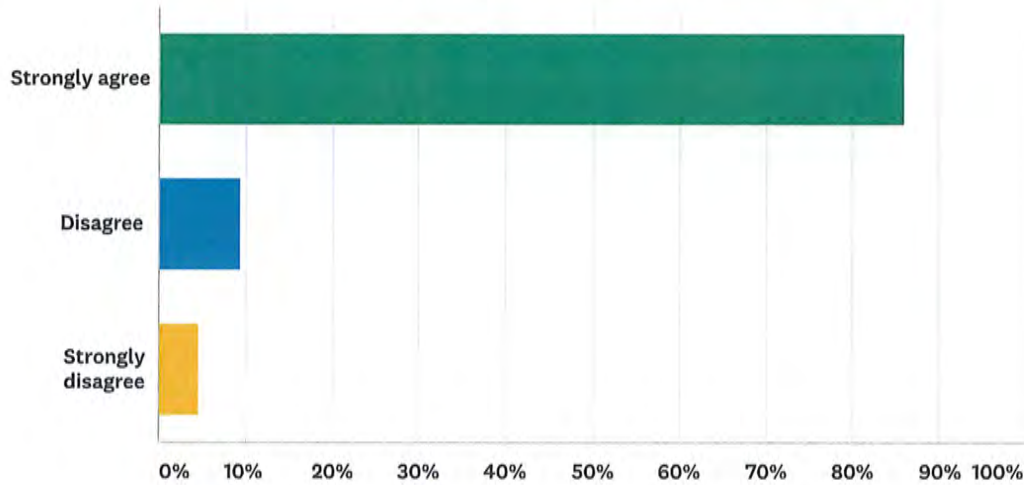
Answered: 2,965 Skipped: 7



ANSWER CHOICES	RESPONSES	
Strongly Agree	83.56%	2,369
Disagree	14.25%	404
Strongly Disagree	2.19%	62
TOTAL		2,835

Q14 Administrators deal with problems and conflicts fairly.

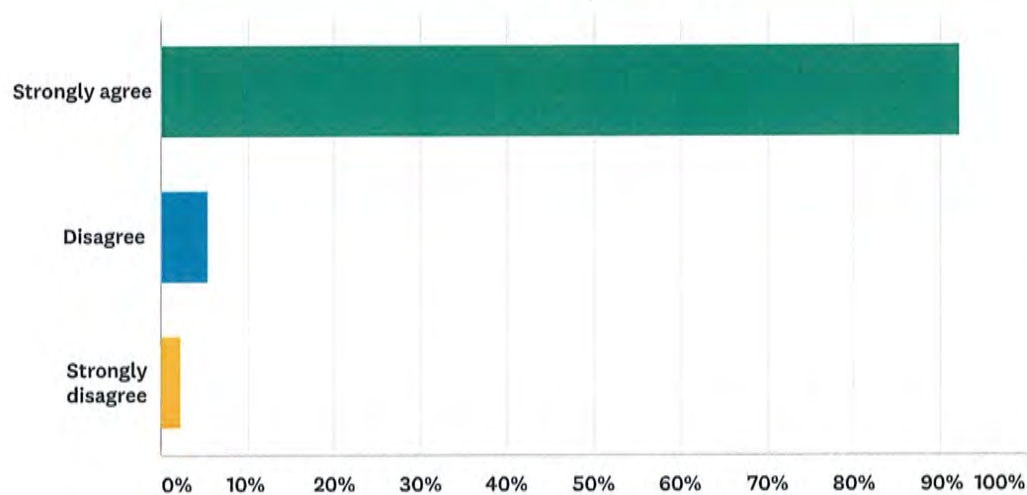
Answered: 2,965 Skipped: 7



ANSWER CHOICES		RESPONSES	
Strongly agree		86.04%	1,862
Disagree		9.38%	203
Strongly disagree		4.57%	99
TOTAL			2,164

Q15 The School promotes understanding among students from different backgrounds.

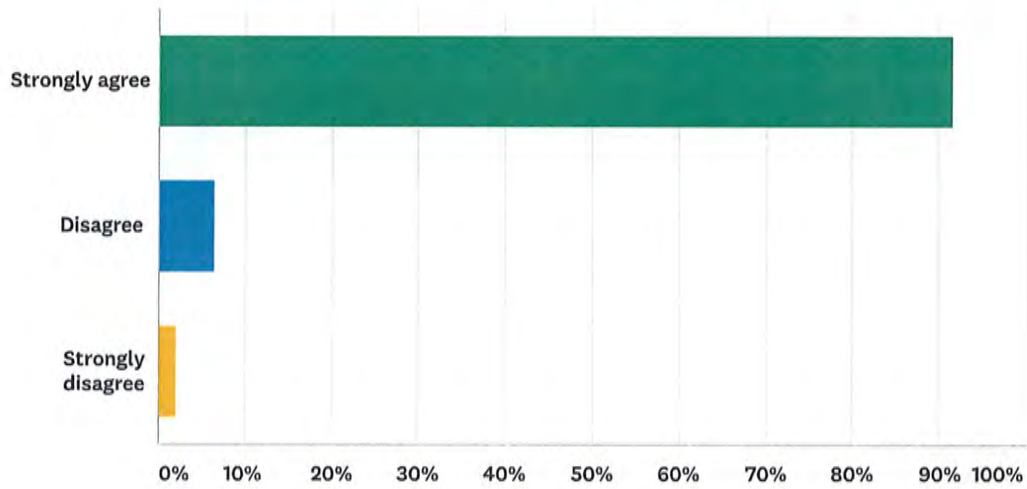
Answered: 2,962 Skipped: 10



ANSWER CHOICES	RESPONSES	
Strongly agree	92.36%	2,104
Disagree	5.36%	122
Strongly disagree	2.28%	52
TOTAL		2,278

Q16 I feel welcome at my child's school.

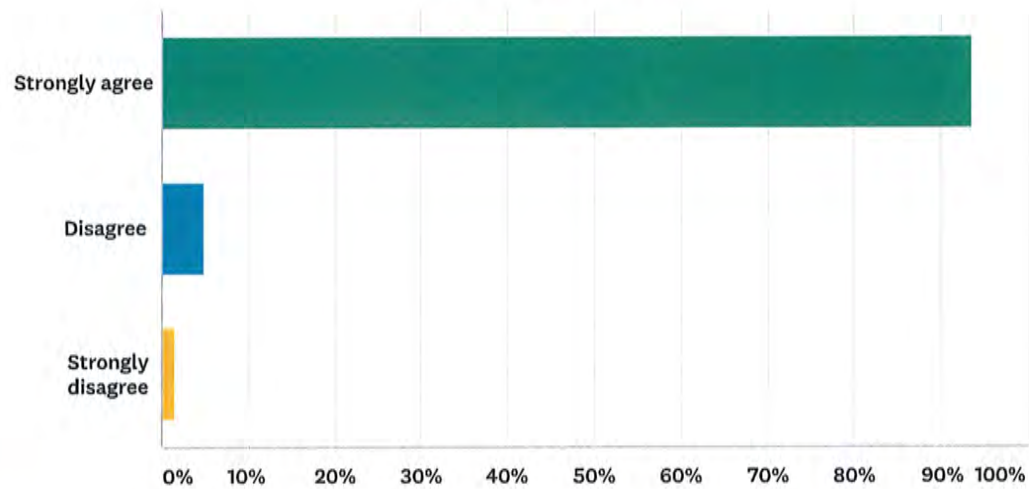
Answered: 2,967 Skipped: 5



ANSWER CHOICES	RESPONSES	
Strongly agree	91.53%	2,638
Disagree	6.38%	184
Strongly disagree	2.08%	60
TOTAL		2,882

Q17 SCHOOL SAFETY AND CLIMATEThere is a mutual sense of respect and cooperation between/among faculty/staff and parents at this school.

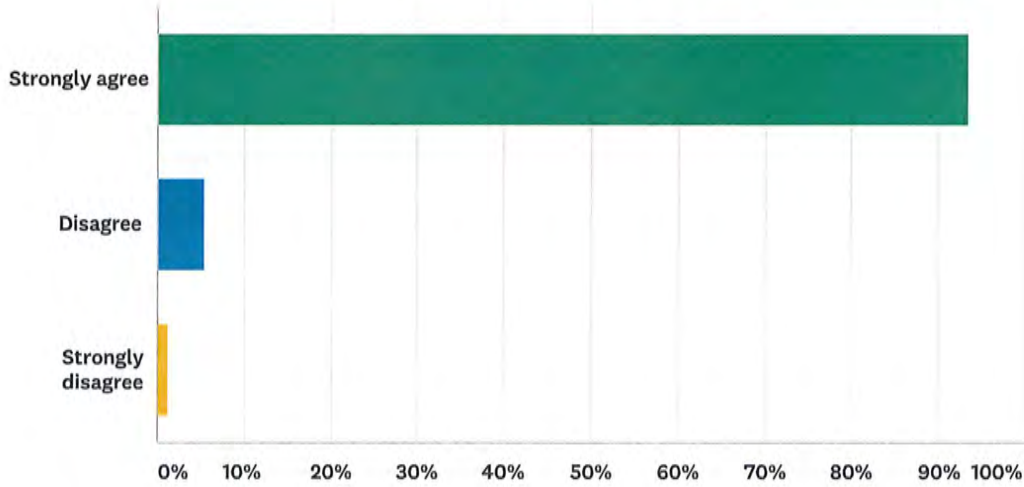
Answered: 2,965 Skipped: 7



ANSWER CHOICES	RESPONSES	
Strongly agree	93.58%	2,578
Disagree	4.90%	135
Strongly disagree	1.52%	42
TOTAL		2,755

Q18 My child likes his or her school.

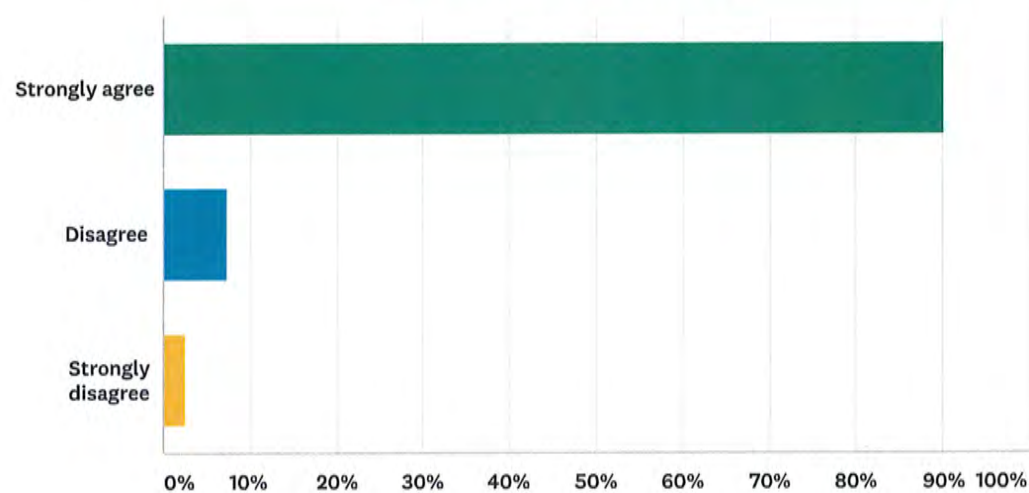
Answered: 2,967 Skipped: 5



ANSWER CHOICES	RESPONSES	
Strongly agree	93.43%	2,743
Disagree	5.38%	158
Strongly disagree	1.19%	35
TOTAL		2,936

Q19 The rules are fairly and consistently enforced at this school.

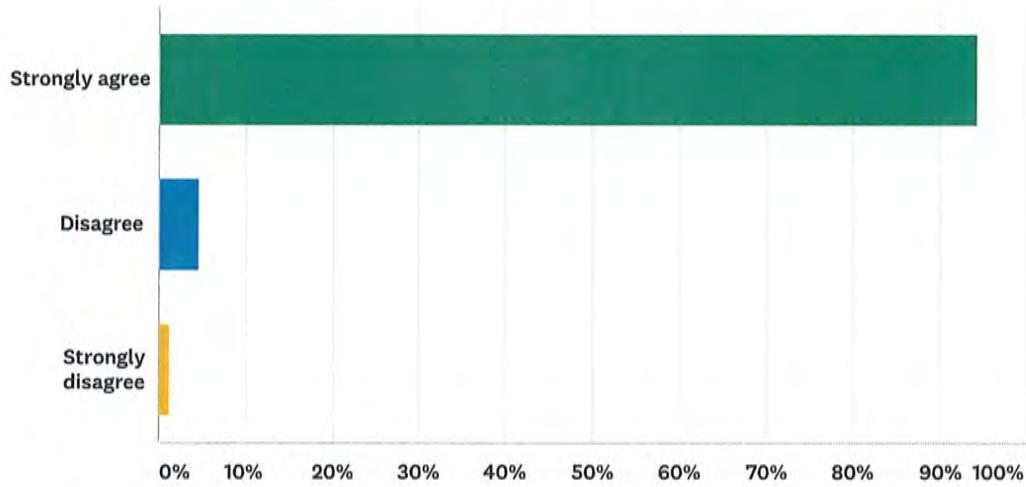
Answered: 2,966 Skipped: 6



ANSWER CHOICES	RESPONSES	
Strongly agree	90.20%	2,136
Disagree	7.22%	171
Strongly disagree	2.58%	61
TOTAL		2,368

Q20 My child's school is clean and well maintained.

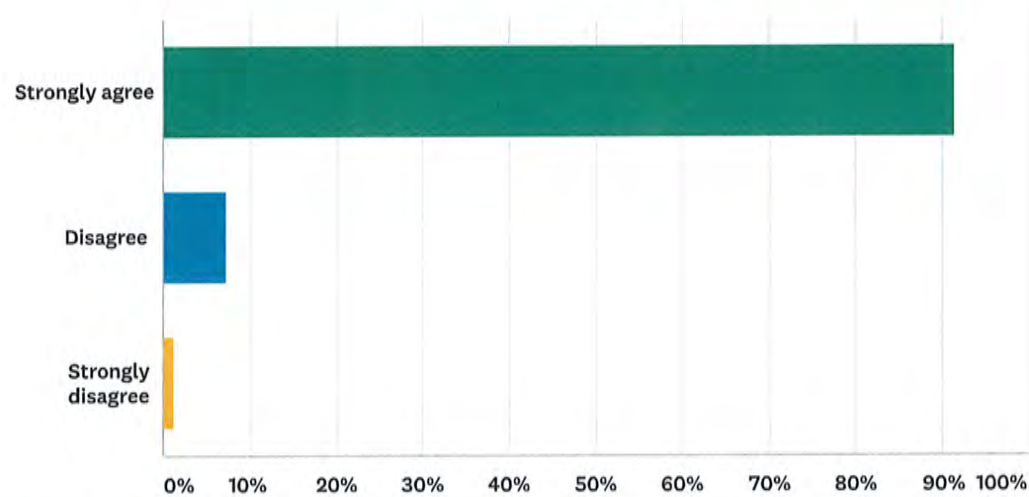
Answered: 2,966 Skipped: 6



ANSWER CHOICES		RESPONSES	
Strongly agree		94.25%	2,689
Disagree		4.56%	130
Strongly disagree		1.19%	34
TOTAL			2,853

Q21 I am satisfied with the technology and other instructional resources available to my child.

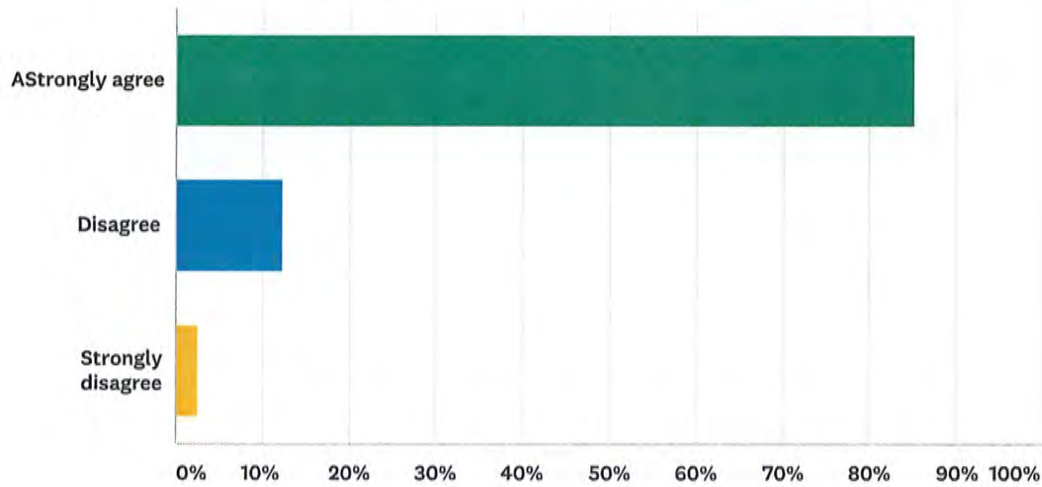
Answered: 2,967 Skipped: 5



ANSWER CHOICES	RESPONSES	
Strongly agree	91.50%	2,563
Disagree	7.32%	205
Strongly disagree	1.18%	33
TOTAL		2,801

Q22 My child is challenged to meet high expectations at this school.

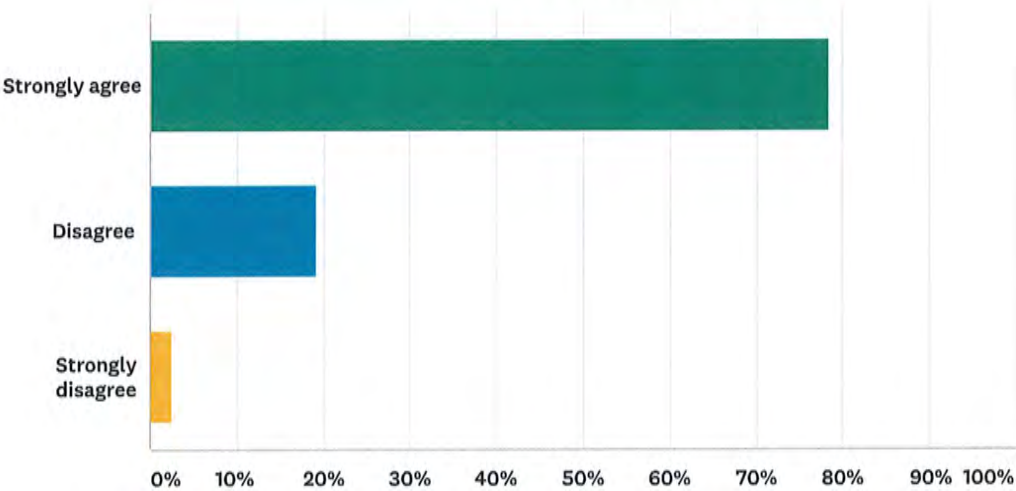
Answered: 2,964 Skipped: 8



ANSWER CHOICES	RESPONSES	
AStrongly agree	85.06%	2,358
Disagree	12.45%	345
Strongly disagree	2.49%	69
TOTAL		2,772

Q23 The school offers me many ways to be involved in my child's education.

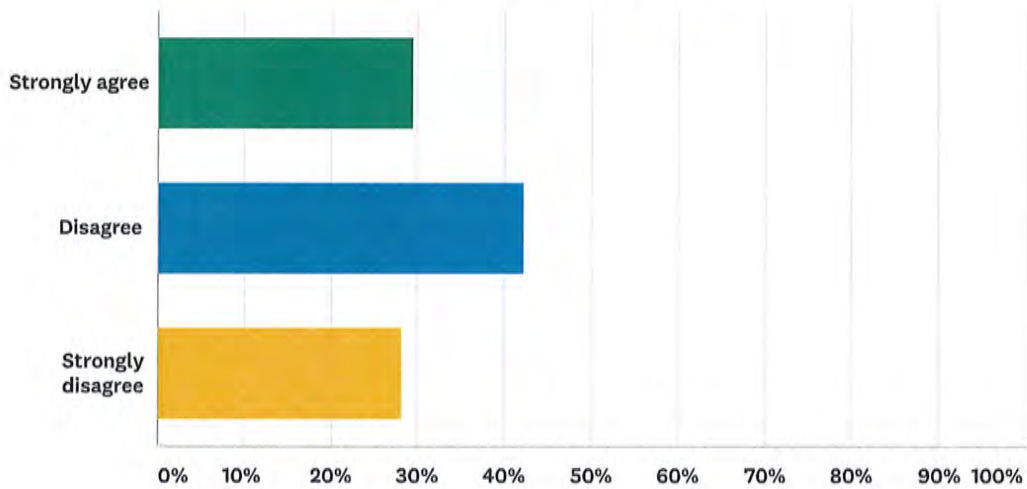
Answered: 2,966 Skipped: 6



ANSWER CHOICES		RESPONSES	
Strongly agree		78.36%	2,111
Disagree		19.15%	516
Strongly disagree		2.49%	67
TOTAL			2,694

Q24 My child has been insulted, teased, made fun of or excluded at school.

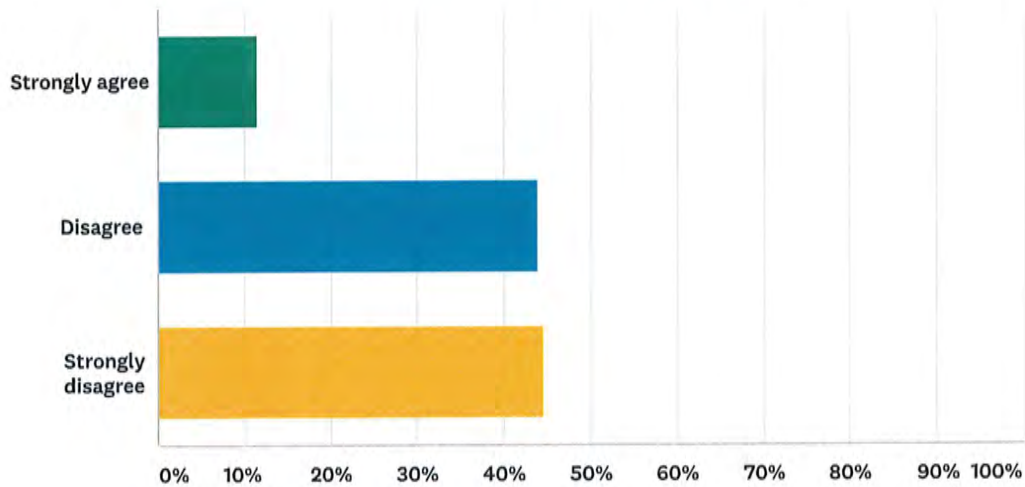
Answered: 2,967 Skipped: 5



ANSWER CHOICES	RESPONSES	
Strongly agree	29.44%	776
Disagree	42.34%	1,116
Strongly disagree	28.22%	744
TOTAL		2,636

Q25 My child has been physically hurt or threatened by another student.

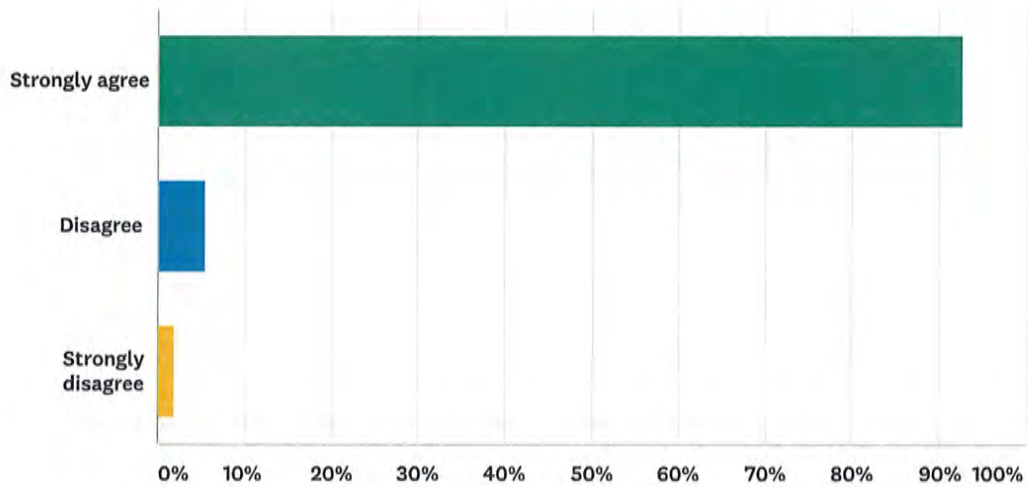
Answered: 2,968 Skipped: 4



ANSWER CHOICES	RESPONSES	
Strongly agree	11.48%	320
Disagree	43.95%	1,225
Strongly disagree	44.56%	1,242
TOTAL		2,787

Q26 I am satisfied with the steps being taken to provide a safe learning environment at this school.

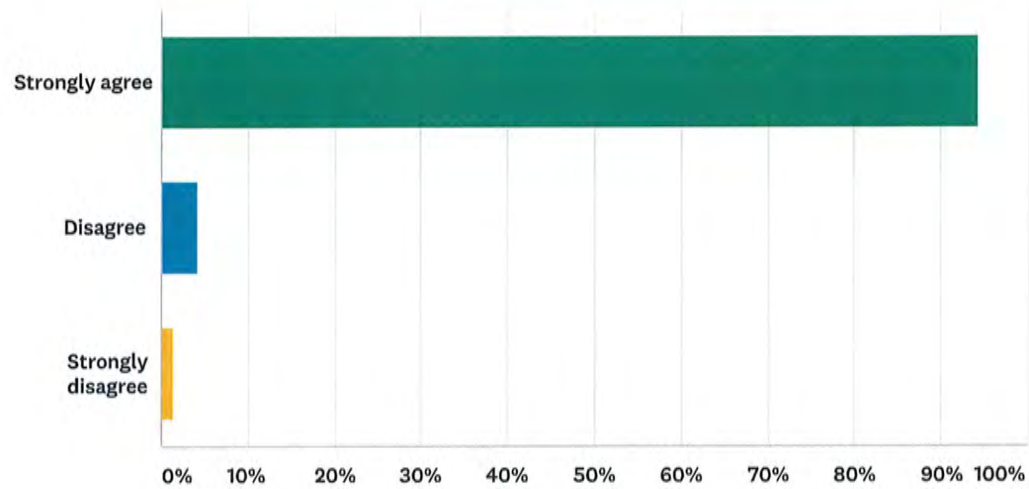
Answered: 2,964 Skipped: 8



ANSWER CHOICES	RESPONSES	
Strongly agree	92.67%	2,516
Disagree	5.49%	149
Strongly disagree	1.84%	50
TOTAL		2,715

Q27 I would recommend this school to friends and family.

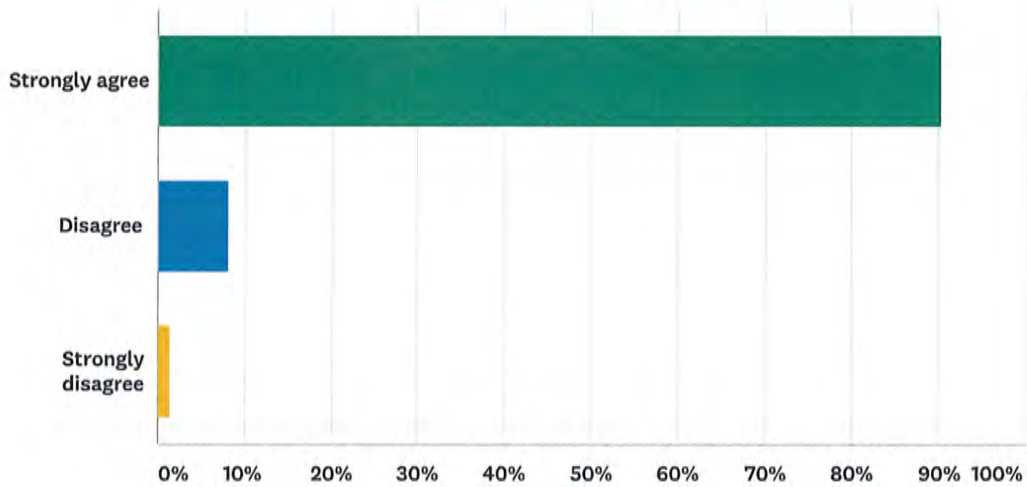
Answered: 2,968 Skipped: 4



ANSWER CHOICES	RESPONSES	
Strongly agree	94.26%	2,642
Disagree	4.21%	118
Strongly disagree	1.53%	43
TOTAL		2,803

Q28 I feel comfortable discussing my concerns with the staff at this school.

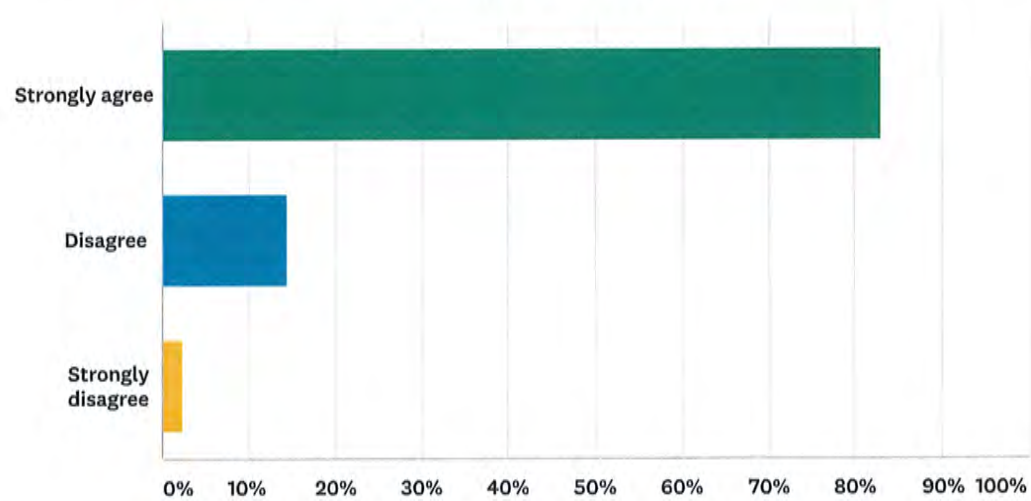
Answered: 2,960 Skipped: 12



ANSWER CHOICES	RESPONSES	
Strongly agree	90.34%	2,554
Disagree	8.14%	230
Strongly disagree	1.52%	43
TOTAL		2,827

Q29 Teachers at this school provide my child with high-quality feedback about his/her academic, social, and behavioral progress.

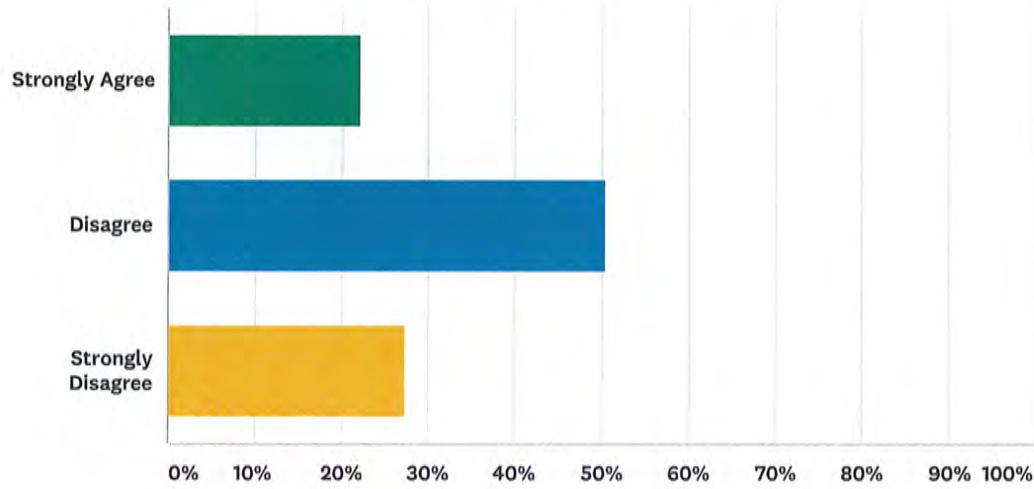
Answered: 2,963 Skipped: 9



ANSWER CHOICES		RESPONSES	
Strongly agree		83.10%	2,267
Disagree		14.52%	396
Strongly disagree		2.38%	65
TOTAL			2,728

Q30 Bullying is a problem at this school.

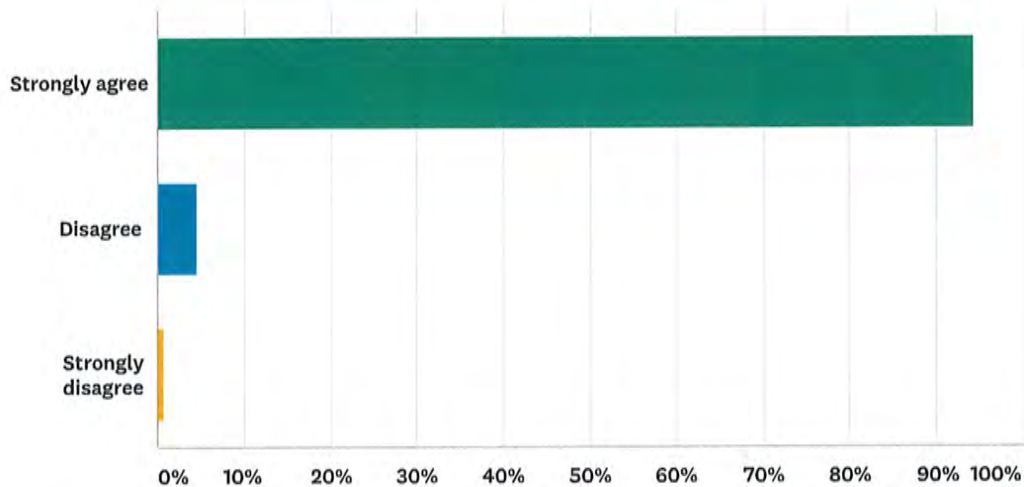
Answered: 2,965 Skipped: 7



ANSWER CHOICES	RESPONSES	
Strongly Agree	22.23%	427
Disagree	50.34%	967
Strongly Disagree	27.43%	527
TOTAL		1,921

Q31 My child is taught to respect individual differences at school (gender, race/ethnicity, culture, socio-economics, disability, etc.)

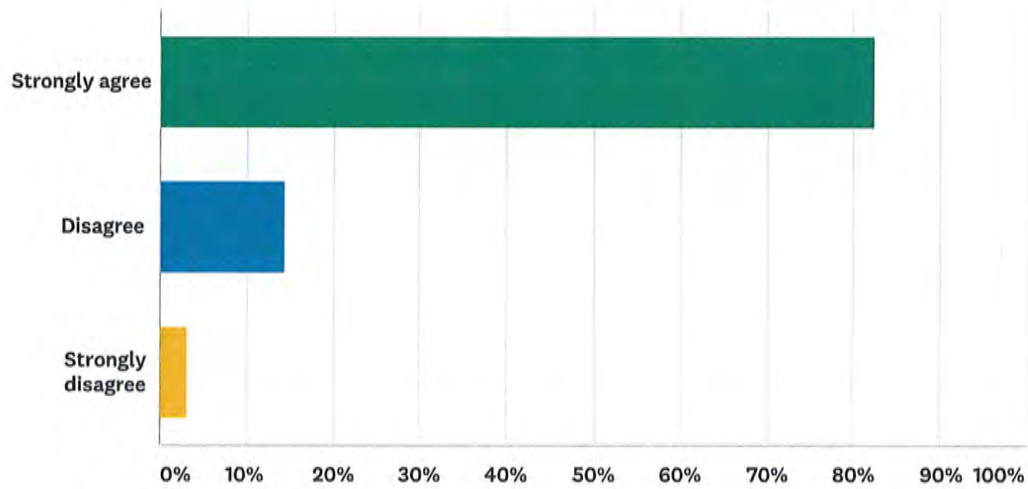
Answered: 2,963 Skipped: 9



ANSWER CHOICES	RESPONSES	
Strongly agree	94.44%	2,427
Disagree	4.63%	119
Strongly disagree	0.93%	24
TOTAL		2,570

Q32 Parents are encouraged to participate in important school decisions.

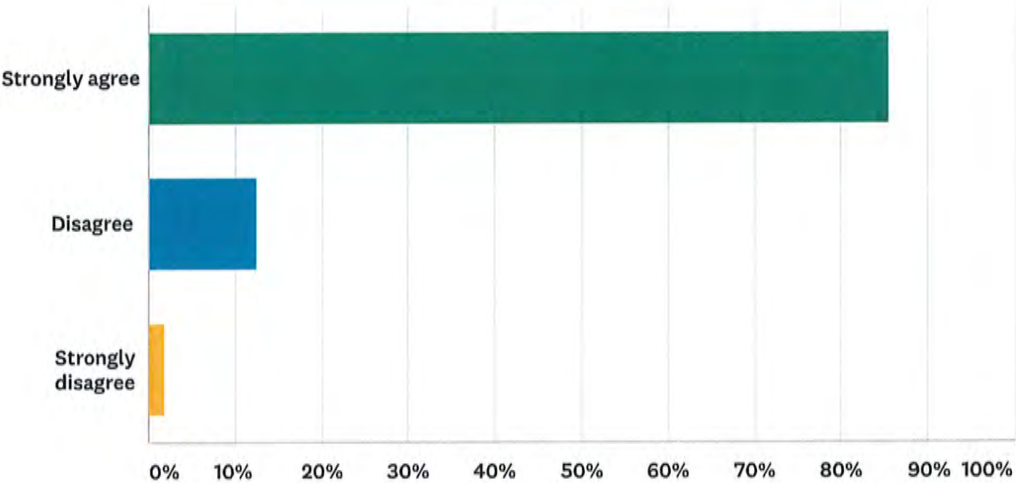
Answered: 2,964 Skipped: 8



ANSWER CHOICES		RESPONSES	
Strongly agree		82.38%	2,006
Disagree		14.41%	351
Strongly disagree		3.20%	78
TOTAL			2,435

Q33 My child feels comfortable asking for help at school.

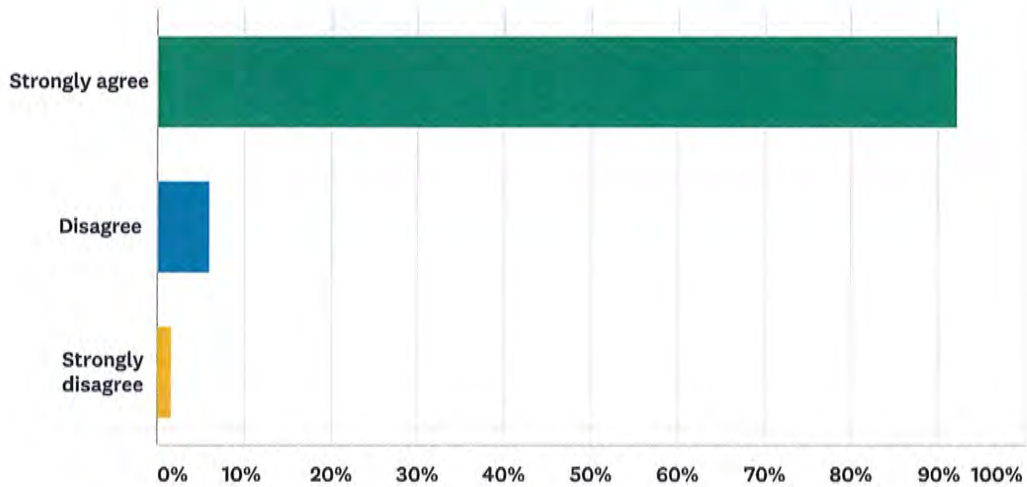
Answered: 2,966 Skipped: 6



ANSWER CHOICES		RESPONSES	
Strongly agree		85.59%	2,317
Disagree		12.60%	341
Strongly disagree		1.81%	49
TOTAL			2,707

Q34 There is a mutual sense of respect and cooperation between/among faculty/staff and parents at this school.

Answered: 2,968 Skipped: 4



ANSWER CHOICES	RESPONSES	
Strongly agree	92.36%	2,501
Disagree	6.02%	163
Strongly disagree	1.62%	44
TOTAL		2,708



FAIRFIELD
PUBLIC SCHOOLS

Toni Jones, Ed.D.
Superintendent of Schools

Office of the Superintendent

June 2019

2018-2019 Climate Survey Responses

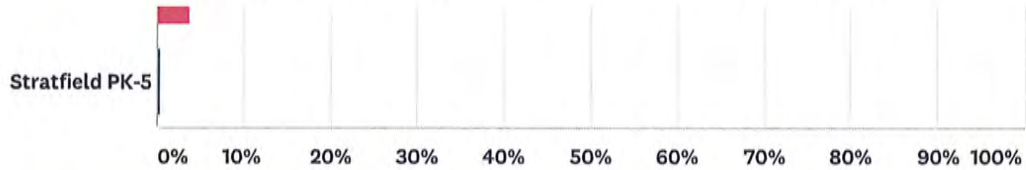
TEACHER AND STAFF INPUT

Q1 You are taking this survey for the following school site.

Answered: 1,027 Skipped: 3



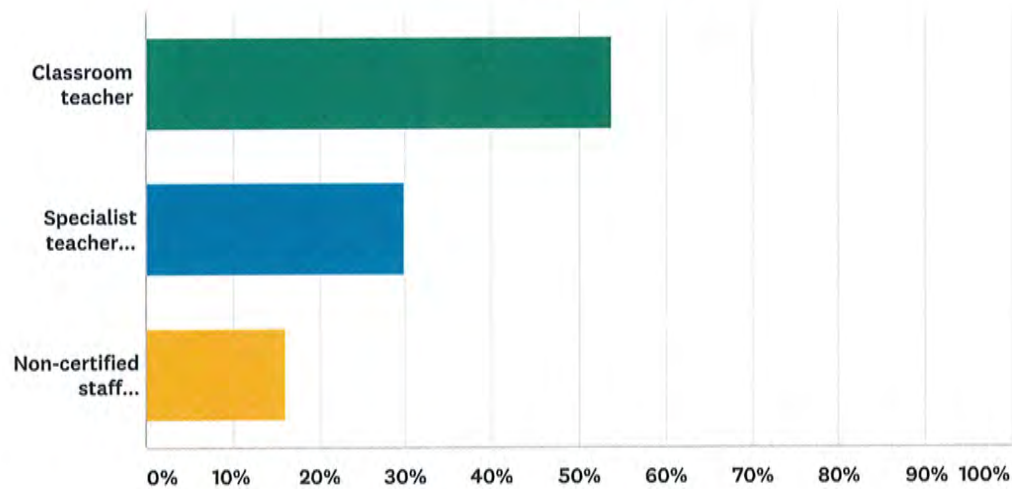
051 Fairfield District Climate Survey Teacher and Staff



ANSWER CHOICES	RESPONSES	
Ludlowe High	11.00%	113
Warde High	12.95%	133
Walter Fitzgerald	0.58%	6
Community Partnership Program	0.58%	6
Tomlinson Middle	6.91%	71
Woods Middle	10.22%	105
Roger Ludlowe Middle	10.52%	108
ECC- Warde	1.95%	20
Burr	3.70%	38
Dwight	4.28%	44
Holland Hill	4.67%	48
Jennings	4.09%	42
McKinley	4.67%	48
Mill Hill	3.02%	31
North Stratefield	3.70%	38
Stratfield	2.92%	30
Osborn Hill	5.06%	52
Riverfield	4.87%	50
Sherman	3.80%	39
Stratfield PK-5	0.49%	5
TOTAL		1,027

Q2 What is your role at this particular school?

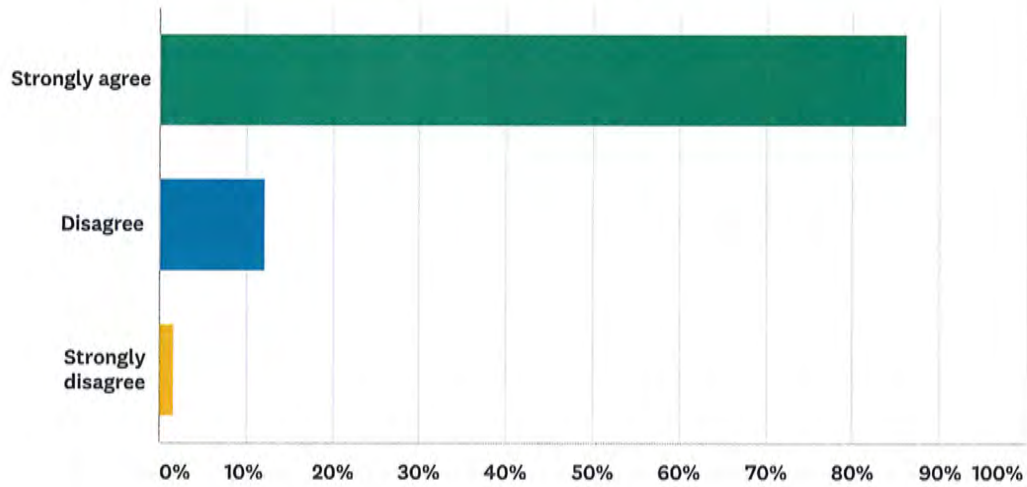
Answered: 1,021 Skipped: 9



ANSWER CHOICES	RESPONSES	
Classroom teacher	53.87%	550
Specialist teacher (reading, music, art...)	29.97%	306
Non-certified staff (Para-professional, Ed Trainer...)	16.16%	165
TOTAL		1,021

Q3 Students treat adults with respect at this school.

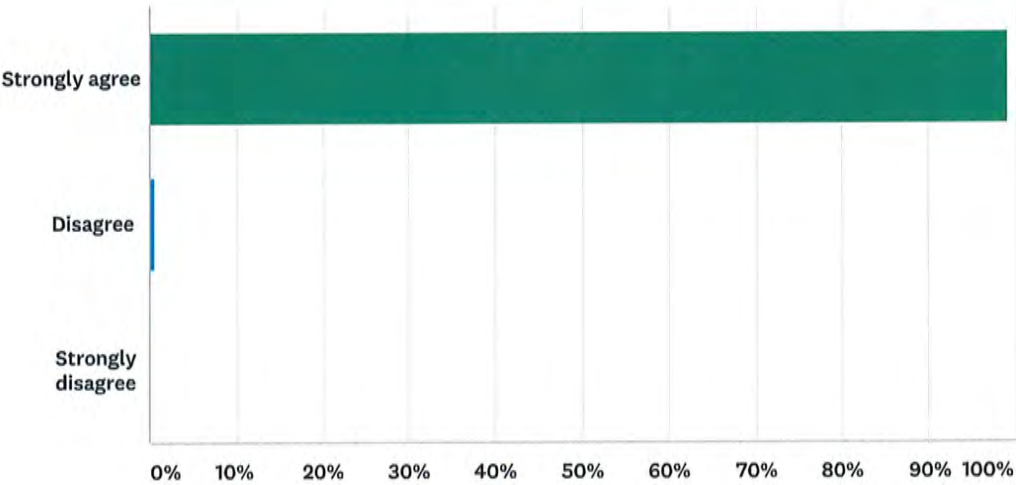
Answered: 1,027 Skipped: 3



ANSWER CHOICES	RESPONSES	
Strongly agree	86.26%	879
Disagree	12.17%	124
Strongly disagree	1.57%	16
TOTAL		1,019

Q4 Adults treat students with respect at this school.

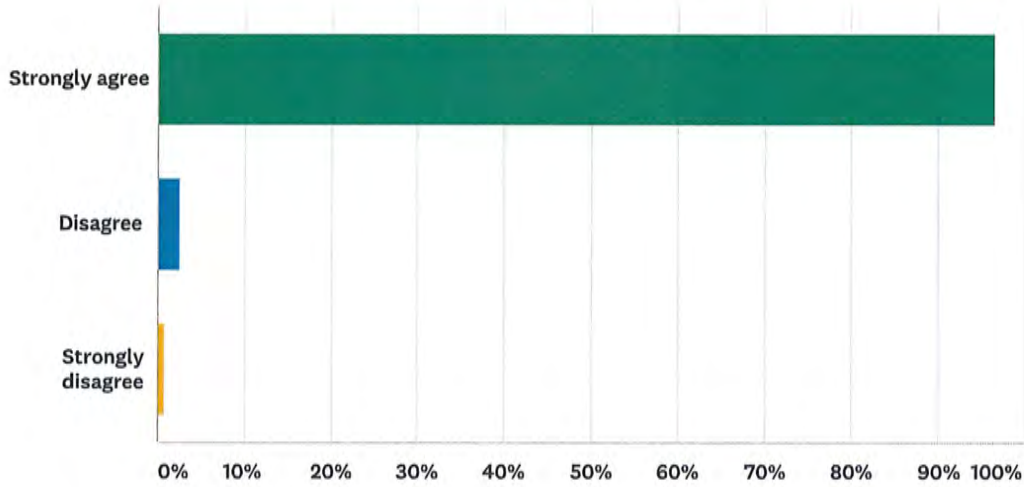
Answered: 1,028 Skipped: 2



ANSWER CHOICES	RESPONSES	
Strongly agree	99.22%	1,016
Disagree	0.59%	6
Strongly disagree	0.20%	2
TOTAL		1,024

Q5 I know what is expected of me at this school.

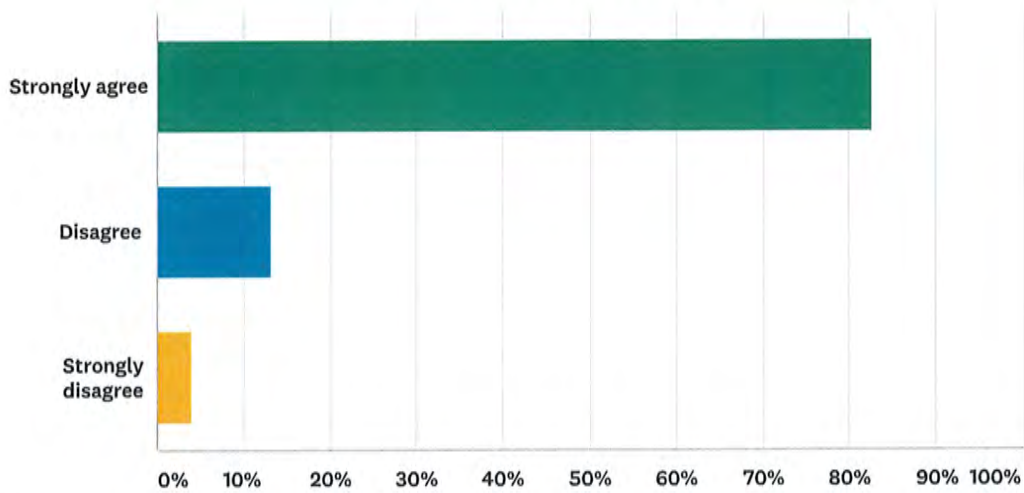
Answered: 1,029 Skipped: 1



ANSWER CHOICES	RESPONSES	
Strongly agree	96.57%	985
Disagree	2.55%	26
Strongly disagree	0.88%	9
TOTAL		1,020

Q6 At this school, there is honest communication on important school issues.

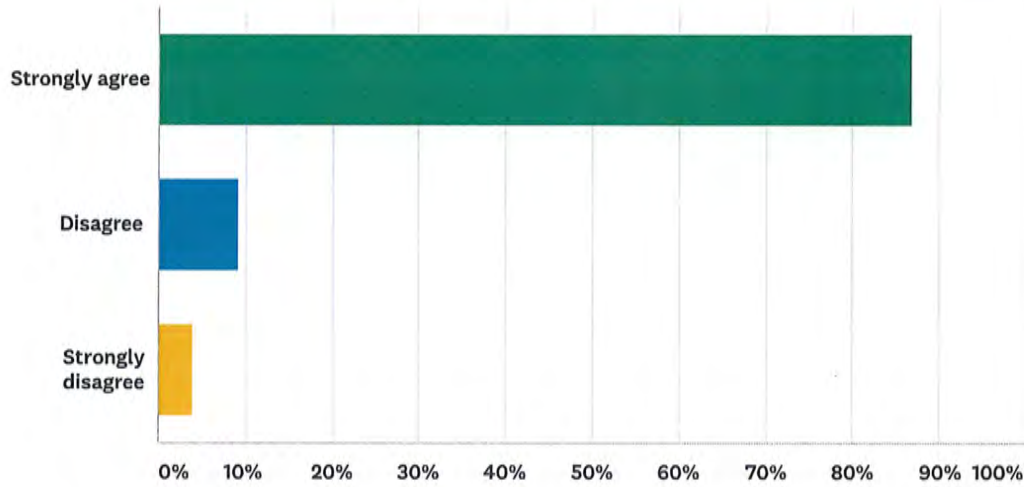
Answered: 1,026 Skipped: 4



ANSWER CHOICES	RESPONSES	
Strongly agree	82.73%	819
Disagree	13.23%	131
Strongly disagree	4.04%	40
TOTAL		990

Q7 School administrators value teacher feedback.

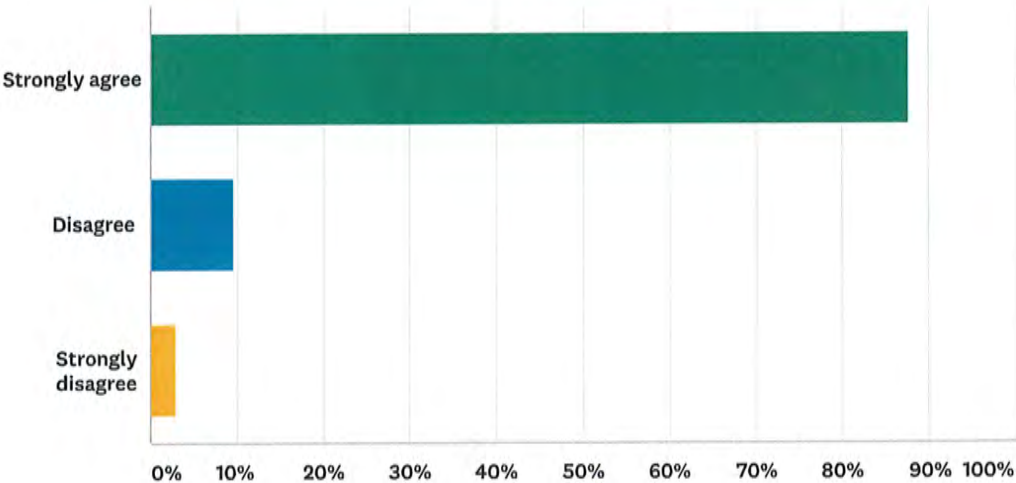
Answered: 1,027 Skipped: 3



ANSWER CHOICES	RESPONSES	
Strongly agree	86.74%	811
Disagree	9.30%	87
Strongly disagree	3.96%	37
TOTAL		935

Q8 School administrators communicate a clear vision for this school.

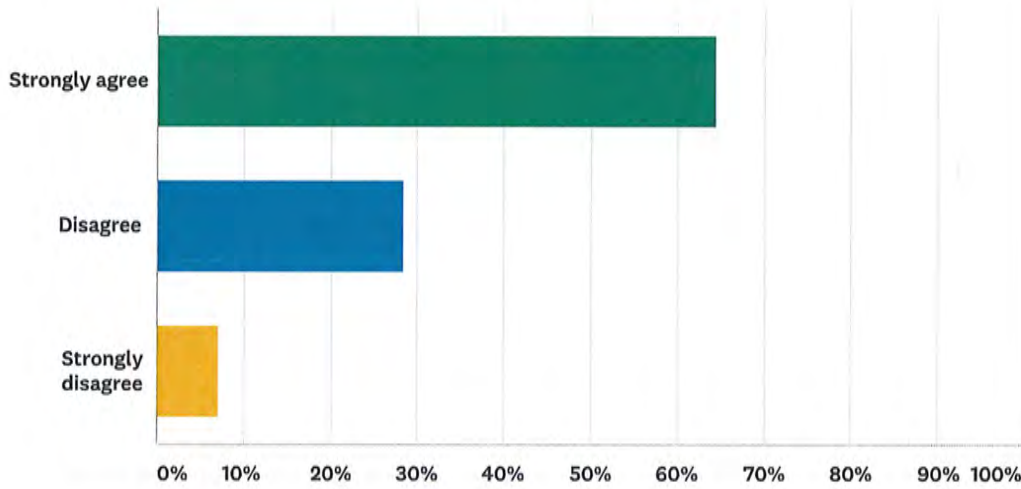
Answered: 1,029 Skipped: 1



ANSWER CHOICES	RESPONSES	
Strongly agree	87.63%	864
Disagree	9.53%	94
Strongly disagree	2.84%	28
TOTAL		986

Q9 The school's discipline program is effective.

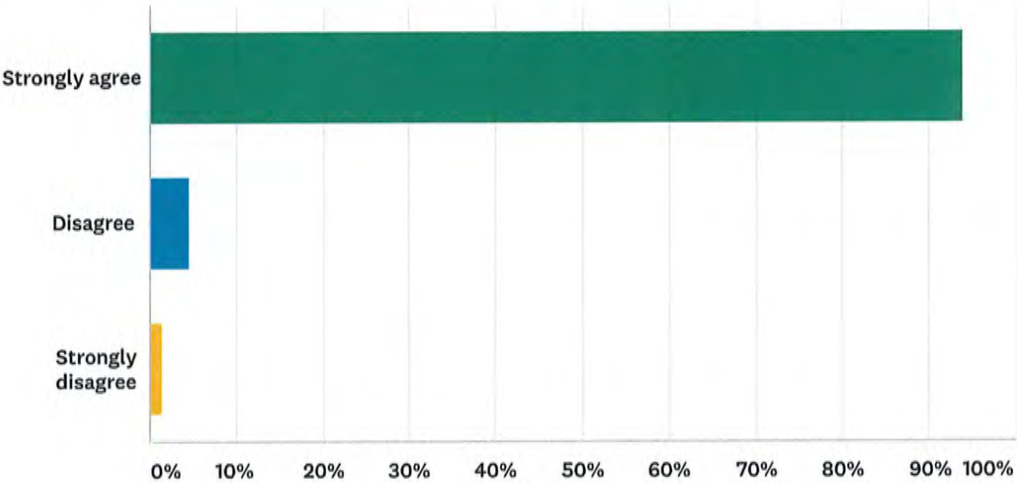
Answered: 1,027 Skipped: 3



ANSWER CHOICES	RESPONSES	
Strongly agree	64.37%	589
Disagree	28.52%	261
Strongly disagree	7.10%	65
TOTAL		915

Q10 I feel like I am a part of this school's community.

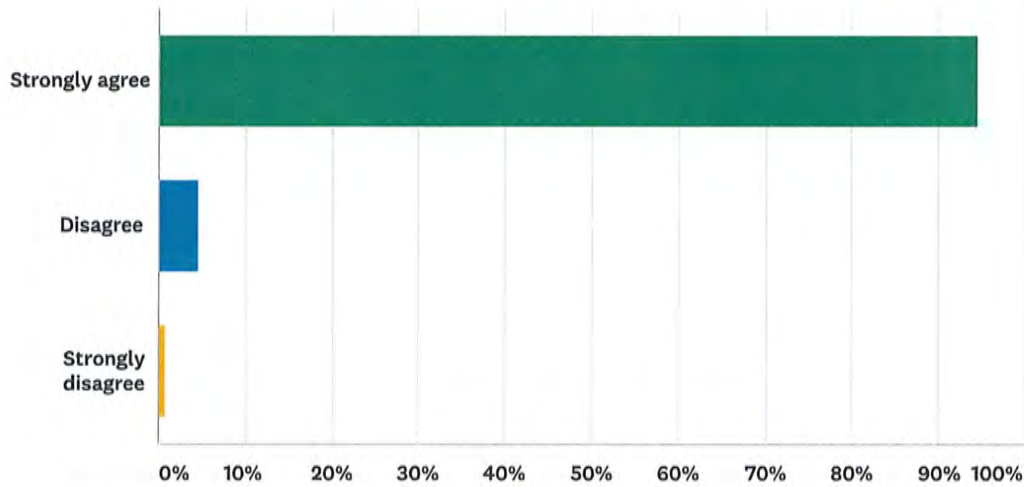
Answered: 1,026 Skipped: 4



ANSWER CHOICES	RESPONSES	
Strongly agree	93.93%	944
Disagree	4.58%	46
Strongly disagree	1.49%	15
TOTAL		1,005

Q11 I have access to the technology that I need at this school.

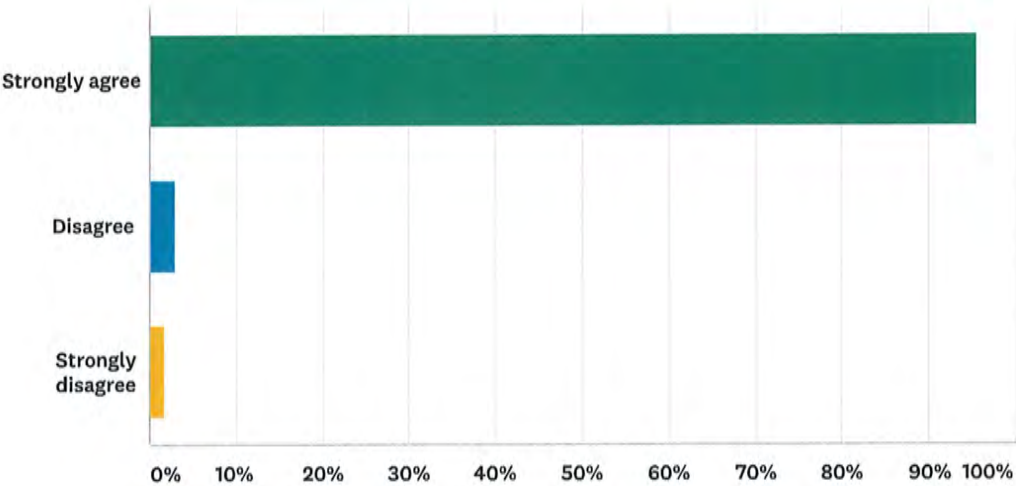
Answered: 1,028 Skipped: 2



ANSWER CHOICES	RESPONSES	
Strongly agree	94.52%	965
Disagree	4.70%	48
Strongly disagree	0.78%	8
TOTAL		1,021

Q12 I feel comfortable going to at least one member of this school's administrative team if I have a problem.

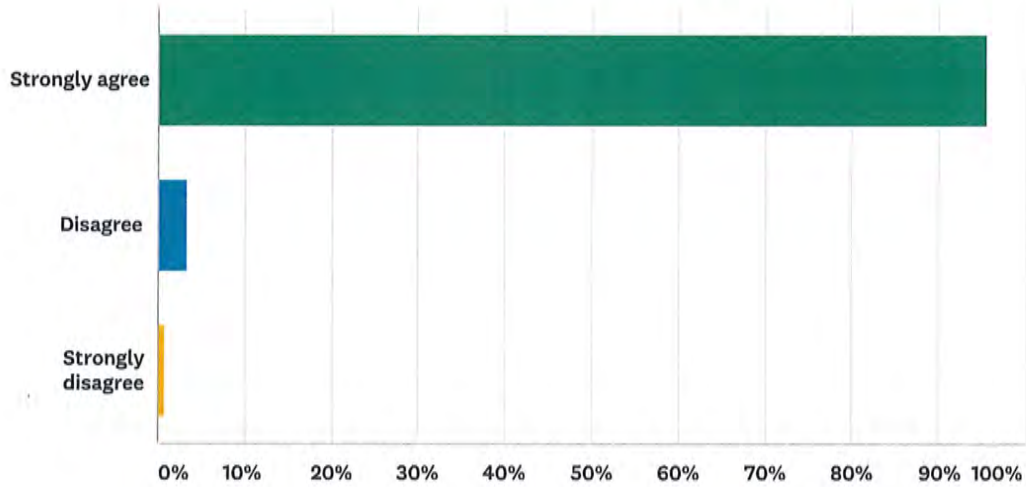
Answered: 1,029 Skipped: 1



ANSWER CHOICES	RESPONSES	
Strongly agree	95.55%	967
Disagree	2.87%	29
Strongly disagree	1.58%	16
TOTAL		1,012

Q13 This school is sensitive to issues regarding race, gender, sexual orientation, and disabilities.

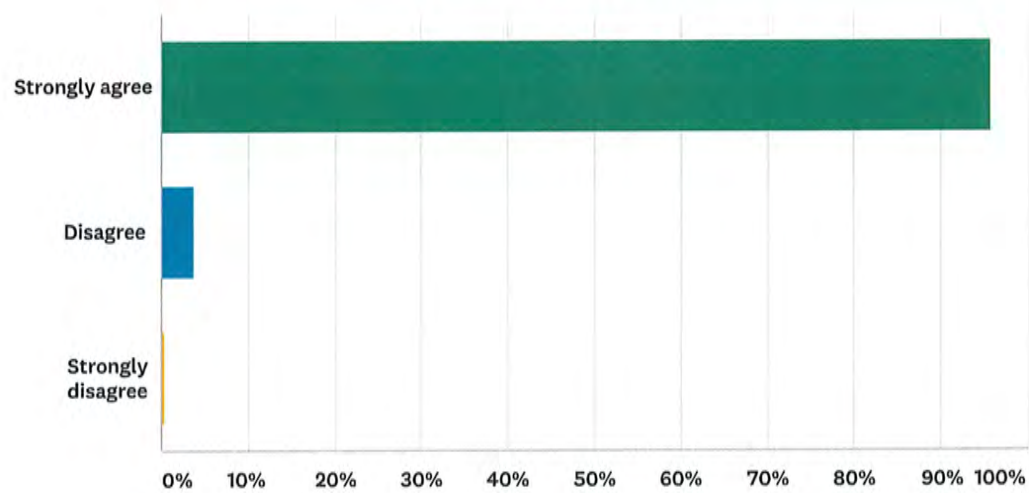
Answered: 1,027 Skipped: 3



ANSWER CHOICES	RESPONSES	
Strongly agree	95.64%	944
Disagree	3.44%	34
Strongly disagree	0.91%	9
TOTAL		987

Q14 Teachers in this school support each other.

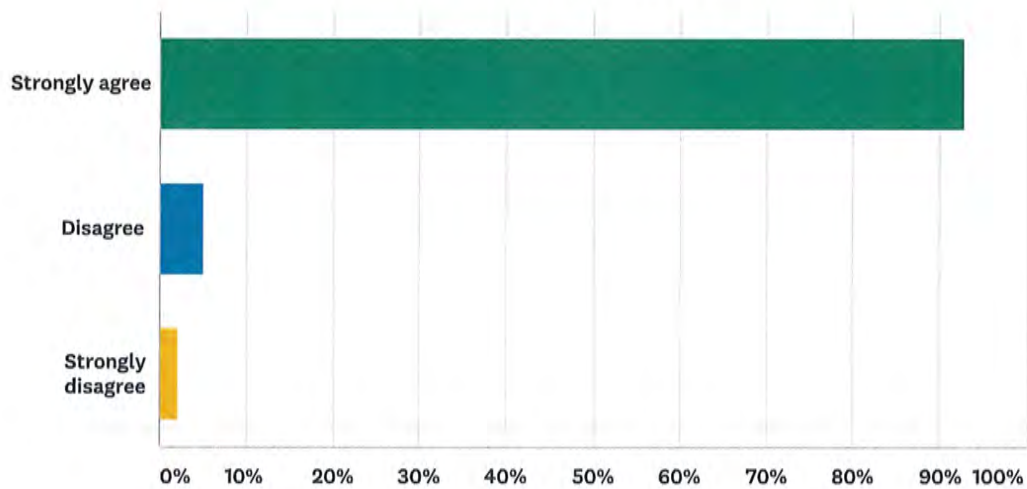
Answered: 1,029 Skipped: 1



ANSWER CHOICES	RESPONSES	
Strongly agree	95.80%	959
Disagree	3.80%	38
Strongly disagree	0.40%	4
TOTAL		1,001

Q15 I receive timely feedback on my performance and progress toward goals.

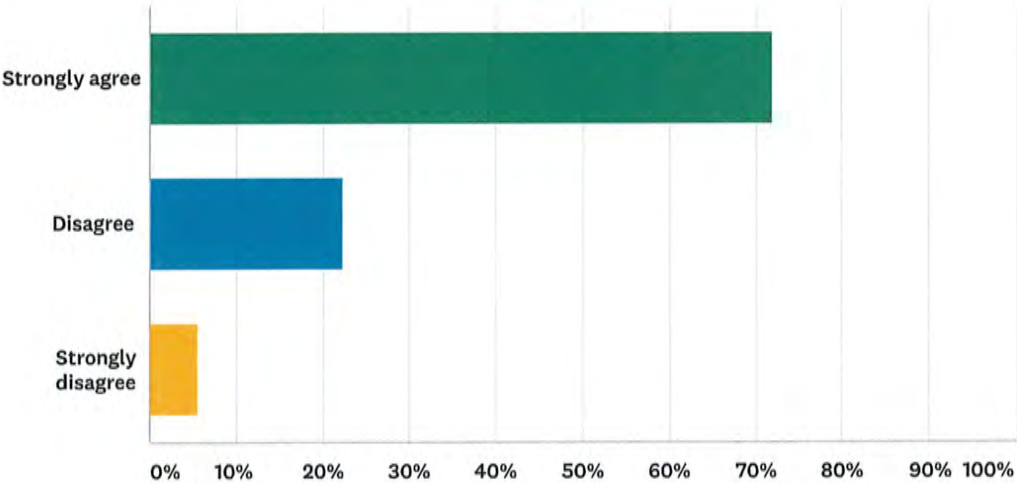
Answered: 1,027 Skipped: 3

**ANSWER CHOICES****RESPONSES**

Strongly agree	92.93%	920
Disagree	5.05%	50
Strongly disagree	2.02%	20
TOTAL		990

Q16 Staff morale is high at this school.

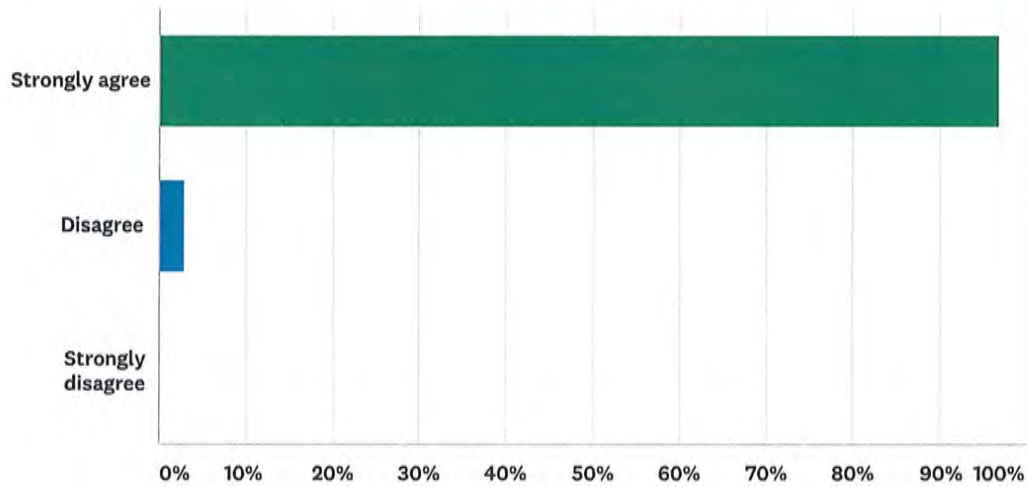
Answered: 1,024 Skipped: 6



ANSWER CHOICES	RESPONSES	
Strongly agree	72.00%	679
Disagree	22.38%	211
Strongly disagree	5.62%	53
TOTAL		943

Q17 I believe students are getting a high-quality education at this school.

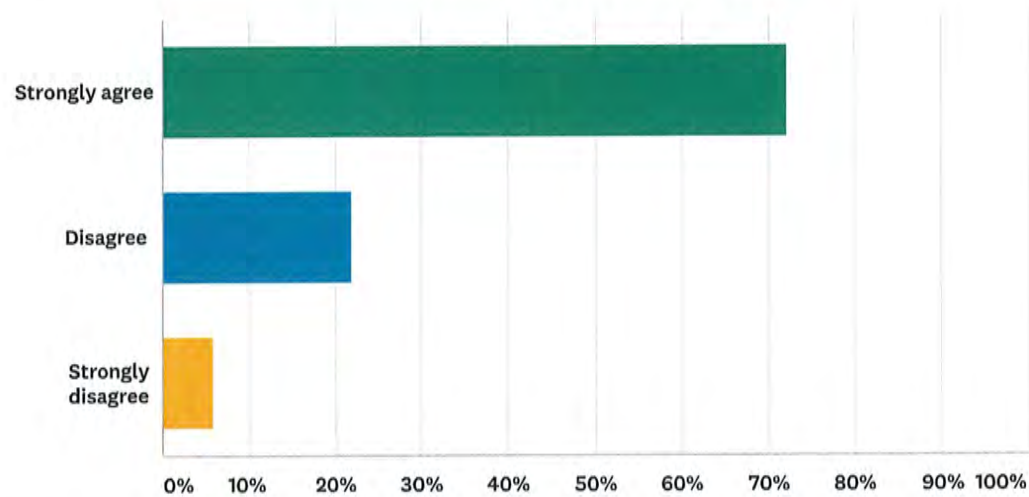
Answered: 1,029 Skipped: 1



ANSWER CHOICES	RESPONSES	
Strongly agree	96.92%	974
Disagree	2.89%	29
Strongly disagree	0.20%	2
TOTAL		1,005

Q18 The professional development I received this year provided me with teaching strategies to better meet the needs of my students.

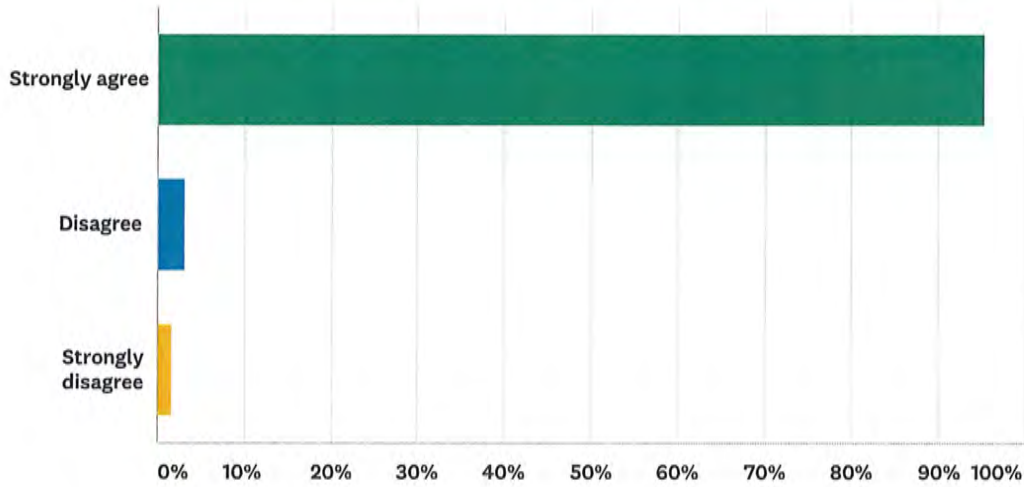
Answered: 1,022 Skipped: 8



ANSWER CHOICES	RESPONSES	
Strongly agree	72.26%	659
Disagree	21.93%	200
Strongly disagree	5.81%	53
TOTAL		912

Q19 Administrators at this school behave in a professional manner.

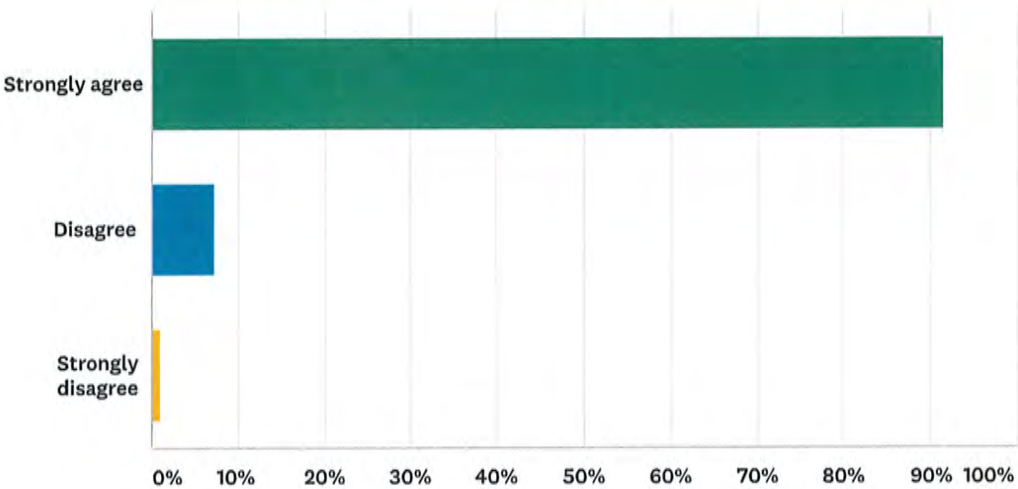
Answered: 1,027 Skipped: 3



ANSWER CHOICES	RESPONSES	
Strongly agree	95.34%	962
Disagree	3.07%	31
Strongly disagree	1.59%	16
TOTAL		1,009

Q20 Teachers at this school hold each other accountable for meeting expectations.

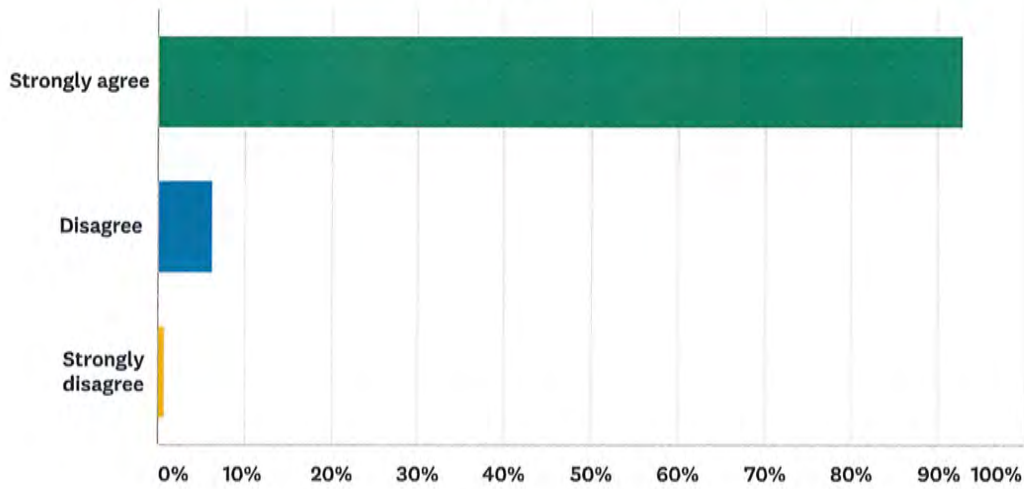
Answered: 1,024 Skipped: 6



ANSWER CHOICES	RESPONSES	
Strongly agree	91.59%	828
Disagree	7.30%	66
Strongly disagree	1.11%	10
TOTAL		904

Q21 I have access to other resources that I need for more classes.

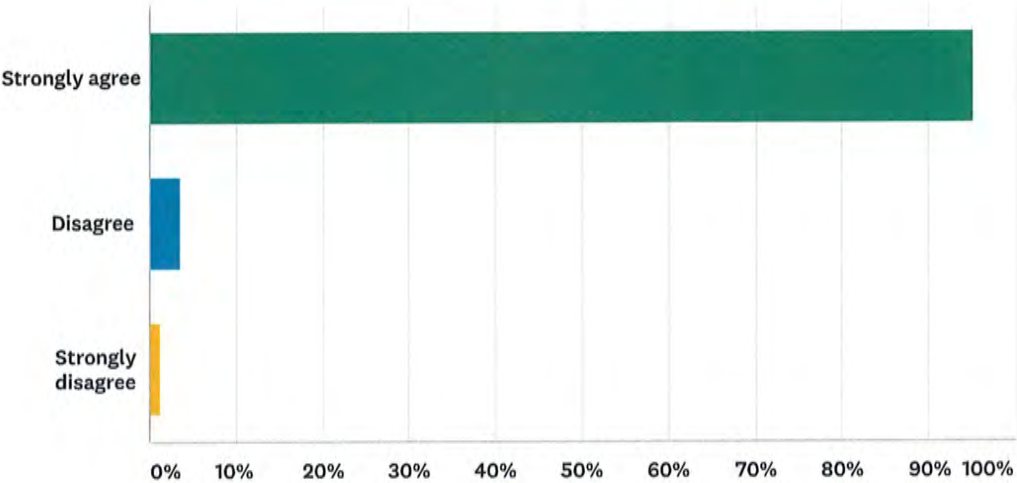
Answered: 1,020 Skipped: 10



ANSWER CHOICES	RESPONSES	
Strongly agree	92.82%	763
Disagree	6.33%	52
Strongly disagree	0.85%	7
TOTAL		822

Q22 The principal sets high expectations and progress toward goals.

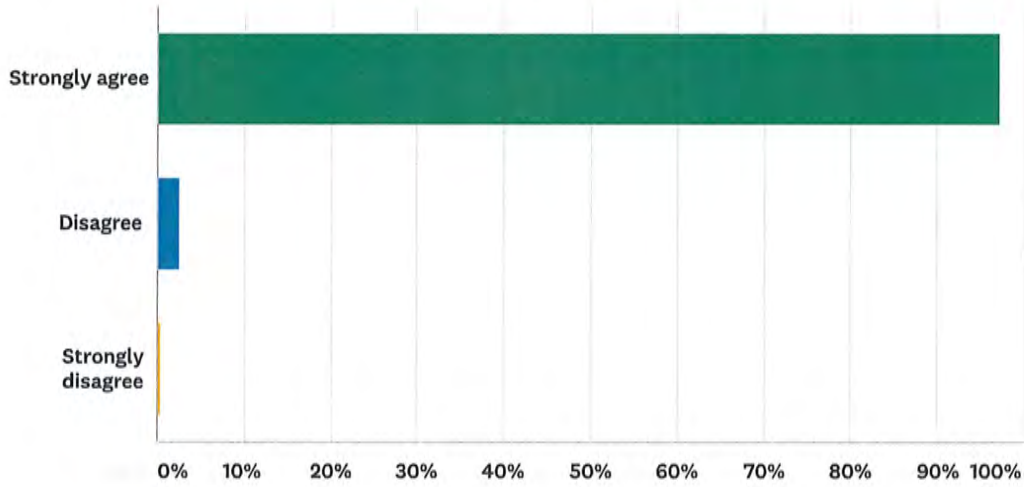
Answered: 1,024 Skipped: 6



ANSWER CHOICES	RESPONSES	
Strongly agree	95.25%	922
Disagree	3.51%	34
Strongly disagree	1.24%	12
TOTAL		968

Q23 Parents are given opportunities to be involved at this school.

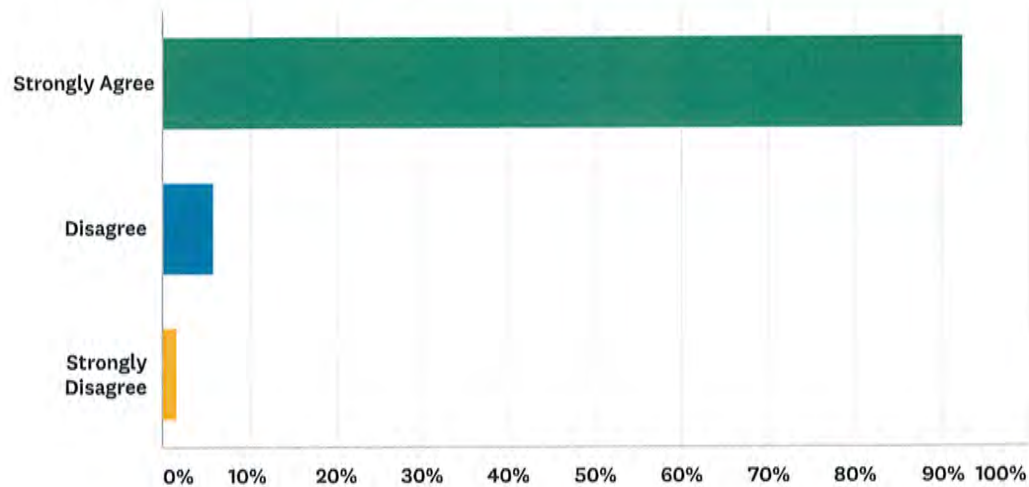
Answered: 1,028 Skipped: 2



ANSWER CHOICES	RESPONSES	
Strongly agree	97.24%	917
Disagree	2.44%	23
Strongly disagree	0.32%	3
TOTAL		943

Q24 Questions 24-31 Address Required Domains: Institutional Environment, Teaching and Learning, Safety Procedures, Interpersonal Relationships, Communication, and Leadership. In this school, there are clear rules against physically hurting and bullying other people and procedures are followed to address transgressors.

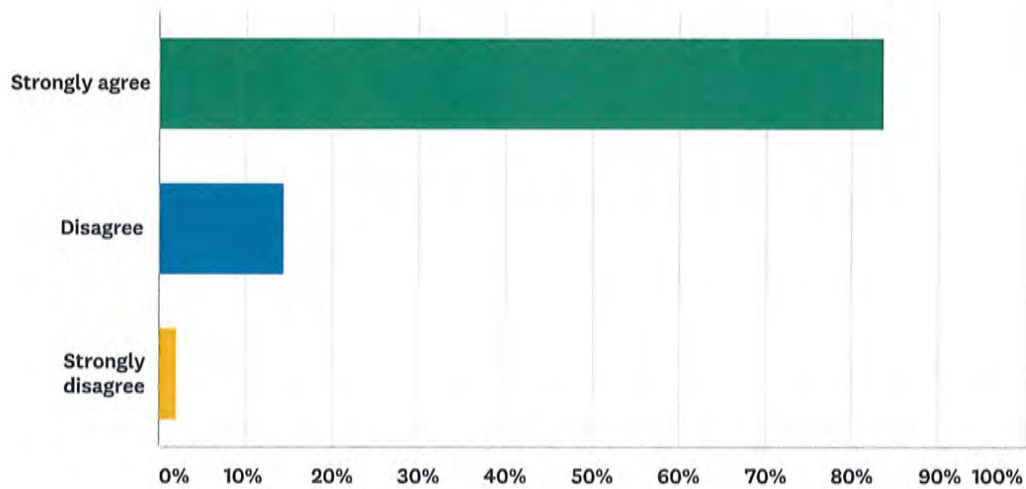
Answered: 1,021 Skipped: 9



ANSWER CHOICES	RESPONSES	
Strongly Agree	92.37%	884
Disagree	5.96%	57
Strongly Disagree	1.67%	16
TOTAL		957

Q25 There are efforts in this school to reduce cliques and social ostracism.

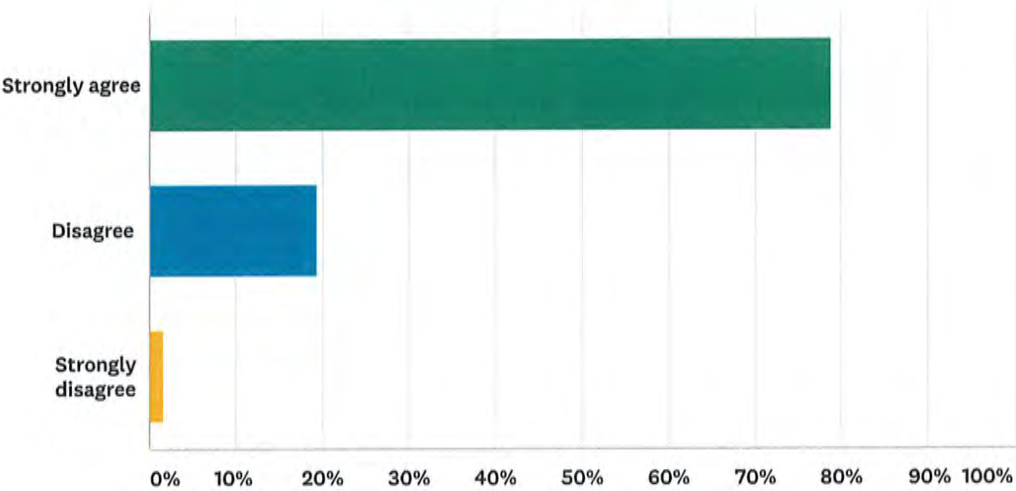
Answered: 1,023 Skipped: 7



ANSWER CHOICES	RESPONSES	
Strongly agree	83.58%	723
Disagree	14.34%	124
Strongly disagree	2.08%	18
TOTAL		865

Q26 Students at this school will try to stop students form insulting or making fun of others.

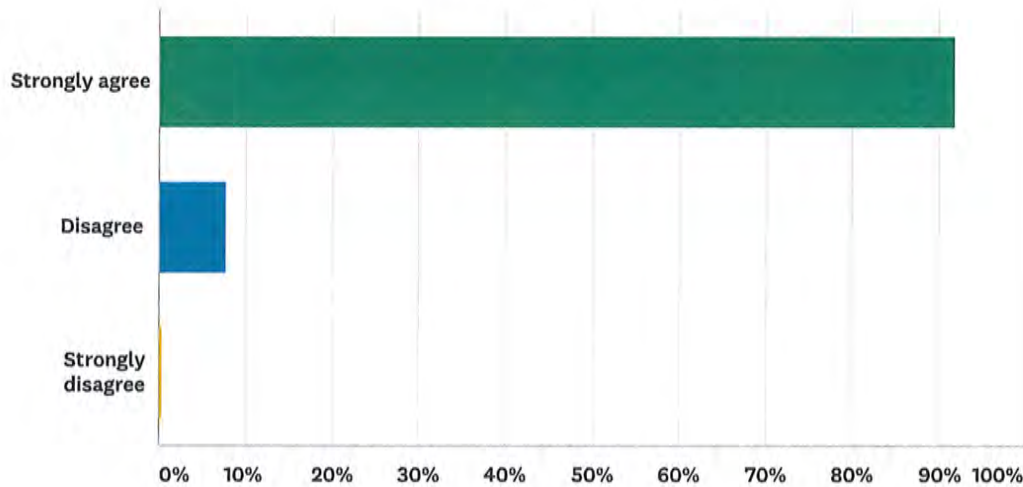
Answered: 1,022 Skipped: 8



ANSWER CHOICES	RESPONSES	
Strongly agree	78.95%	660
Disagree	19.38%	162
Strongly disagree	1.67%	14
TOTAL		836

Q27 Students in this school respect each other's differences. For example race, gender, culture, disability, sexual orientation, learning differences, etc.

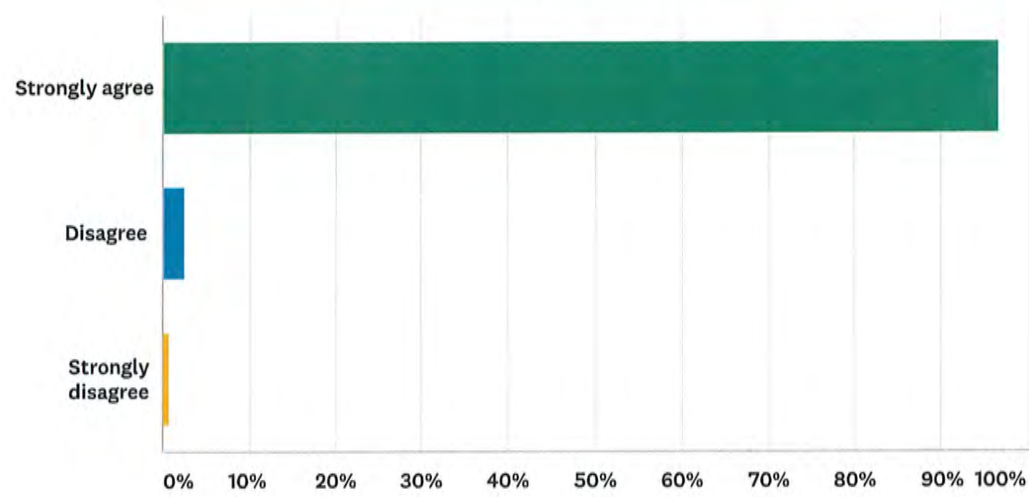
Answered: 1,022 Skipped: 8

**ANSWER CHOICES****RESPONSES**

Strongly agree	91.86%	846
Disagree	7.82%	72
Strongly disagree	0.33%	3
TOTAL		921

Q28 Staff in this school respect each other's differences.

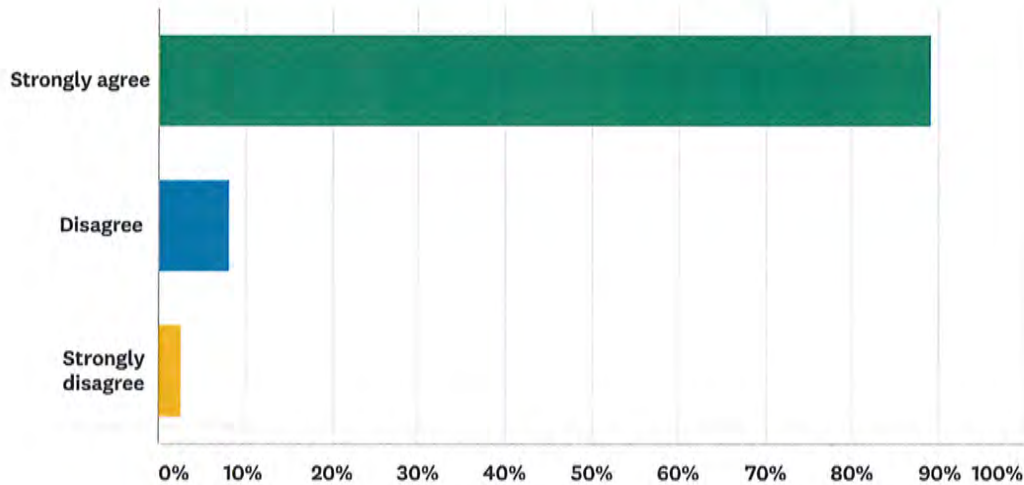
Answered: 1,023 Skipped: 7



ANSWER CHOICES	RESPONSES	
Strongly agree	96.68%	961
Disagree	2.52%	25
Strongly disagree	0.80%	8
TOTAL		994

Q29 The culture and emotional climate at this school is positive and supportive for teaching and learning.

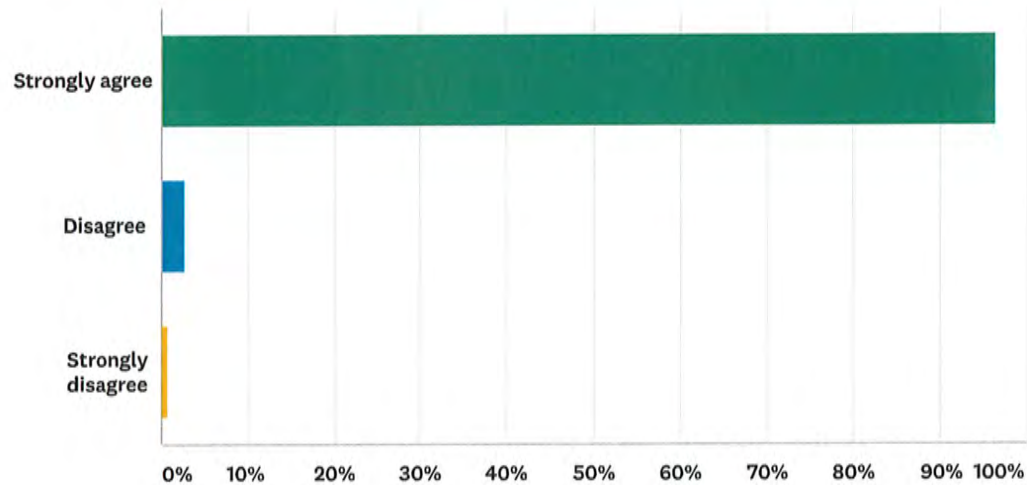
Answered: 1,023 Skipped: 7



ANSWER CHOICES	RESPONSES	
Strongly agree	89.04%	869
Disagree	8.20%	80
Strongly disagree	2.77%	27
TOTAL		976

Q30 I am proud of my school.

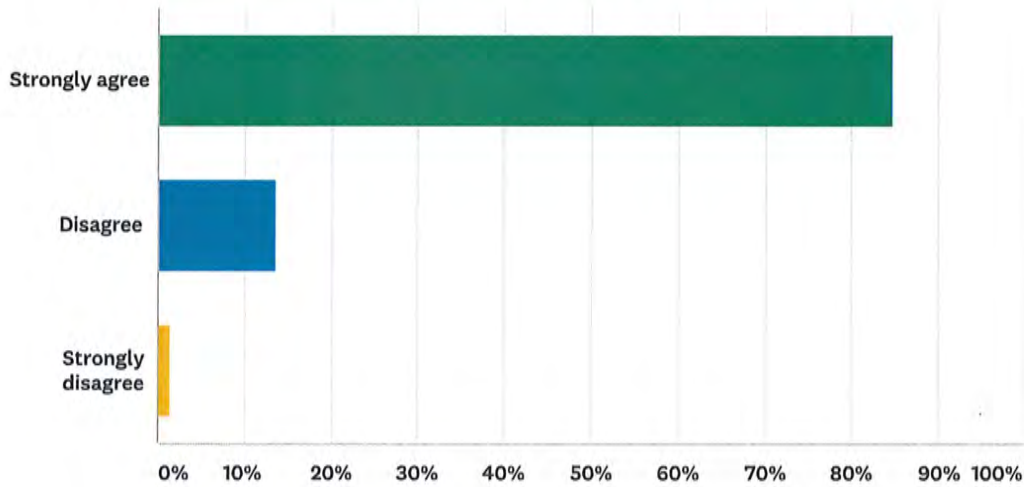
Answered: 1,023 Skipped: 7



ANSWER CHOICES	RESPONSES	
Strongly agree	96.36%	953
Disagree	2.73%	27
Strongly disagree	0.91%	9
TOTAL		989

Q31 I am well informed of what is happening in my school.

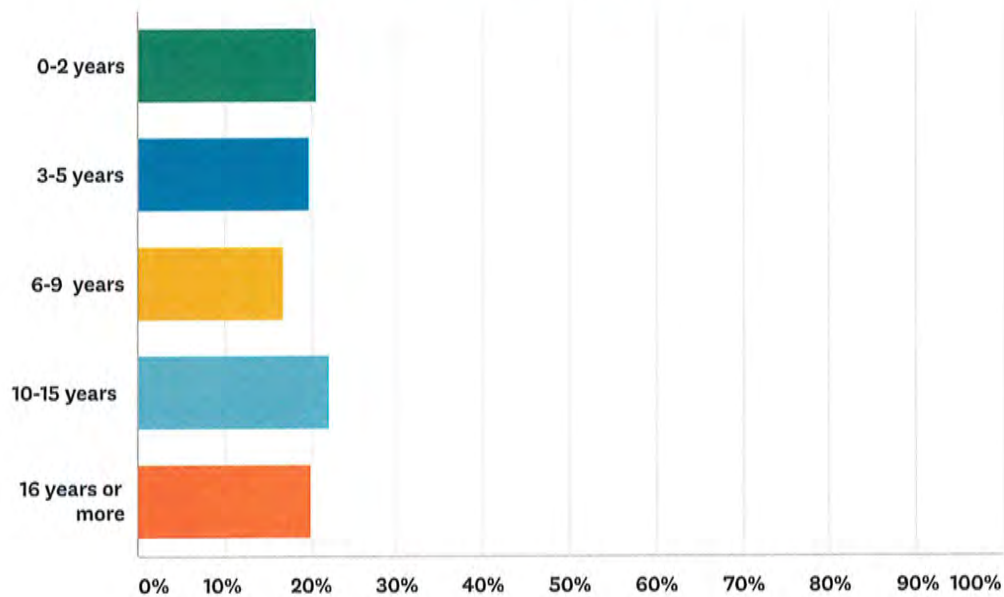
Answered: 1,022 Skipped: 8



ANSWER CHOICES	RESPONSES	
Strongly agree	84.79%	836
Disagree	13.69%	135
Strongly disagree	1.52%	15
TOTAL		986

Q32 How many years have you been working at this school?

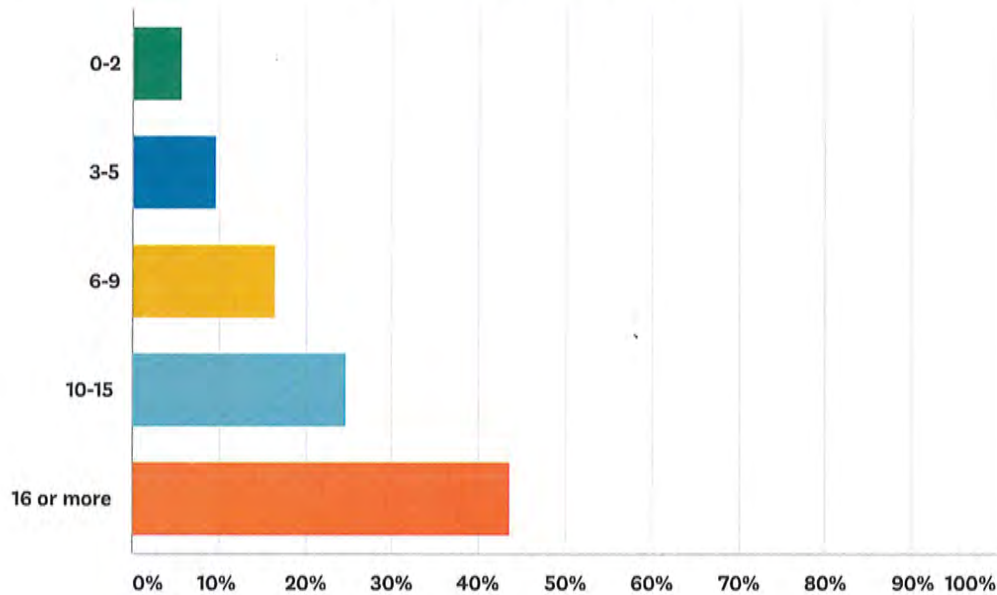
Answered: 1,022 Skipped: 8



ANSWER CHOICES	RESPONSES	
0-2 years	20.74%	212
3-5 years	19.96%	204
6-9 years	16.93%	173
10-15 years	22.21%	227
16 years or more	20.16%	206
TOTAL		1,022

Q33 How many years have you been working in this profession?

Answered: 1,029 Skipped: 1



ANSWER CHOICES	RESPONSES	
0-2	5.64%	58
3-5	9.52%	98
6-9	16.52%	170
10-15	24.59%	253
16 or more	43.73%	450
TOTAL		1,029



FAIRFIELD
PUBLIC SCHOOLS

Toni Jones, Ed.D.
Superintendent of Schools

Office of the Superintendent

June 2019

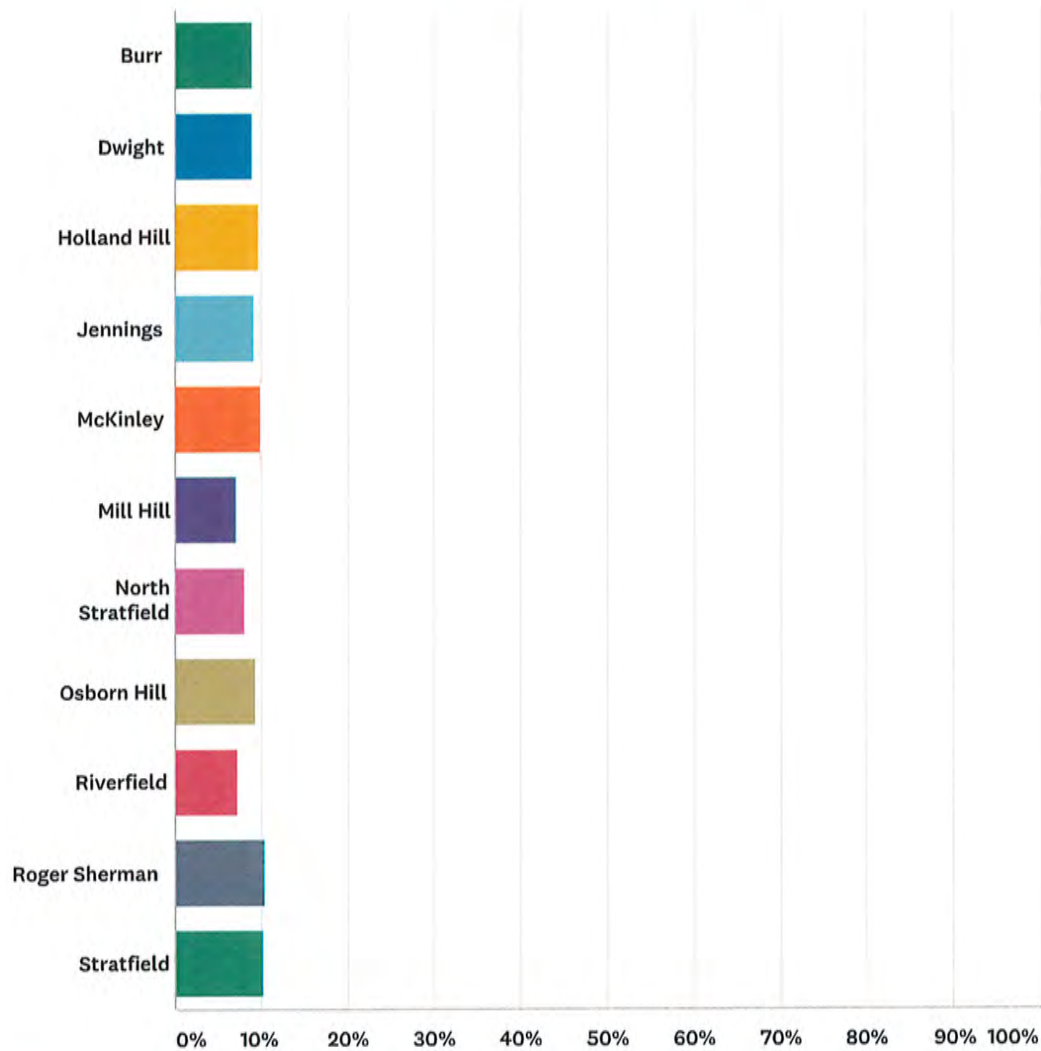
2018-2019 Climate Survey Responses

ELEMENTARY STUDENT INPUT

Elementary Student Climate Survey

Q1 I attend

Answered: 1,799 Skipped: 0



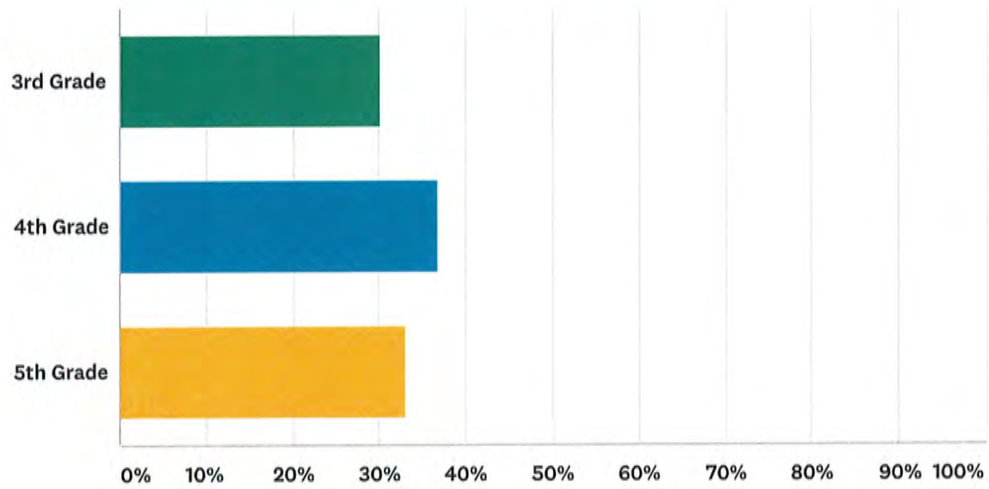
ANSWER CHOICES	RESPONSES	
Burr	9.06%	163
Dwight	8.95%	161
Holland Hill	9.89%	178
Jennings	9.17%	165
McKinley	10.12%	182
Mill Hill	7.17%	129
North Stratfield	8.12%	146
Osborn Hill	9.39%	169
Riverfield	7.28%	131
Roger Sherman	10.51%	189

Elementary Student Climate Survey

Stratfield	10.34%	186
TOTAL		1,799

Q2 My grade in school is...

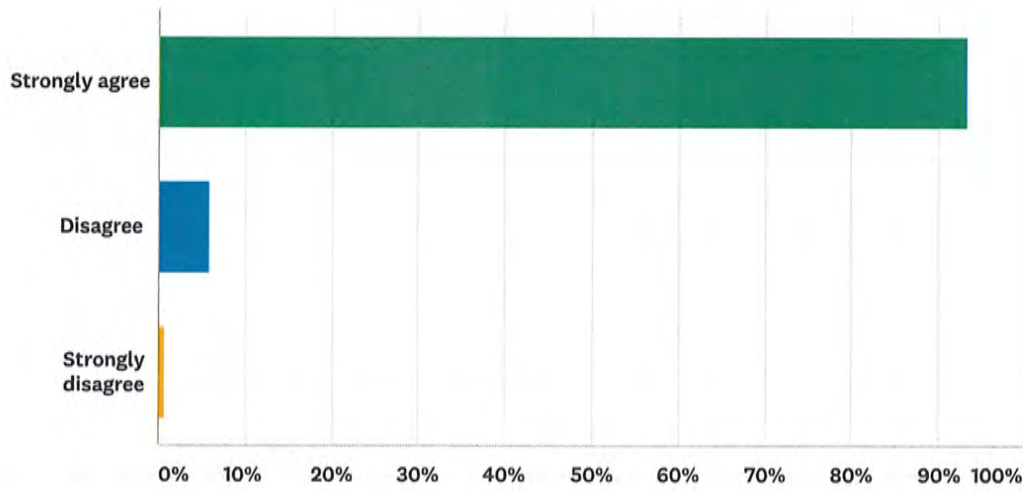
Answered: 1,799 Skipped: 0



ANSWER CHOICES	RESPONSES	
3rd Grade	30.13%	542
4th Grade	36.85%	663
5th Grade	33.02%	594
TOTAL		1,799

Q3 I like my school building.

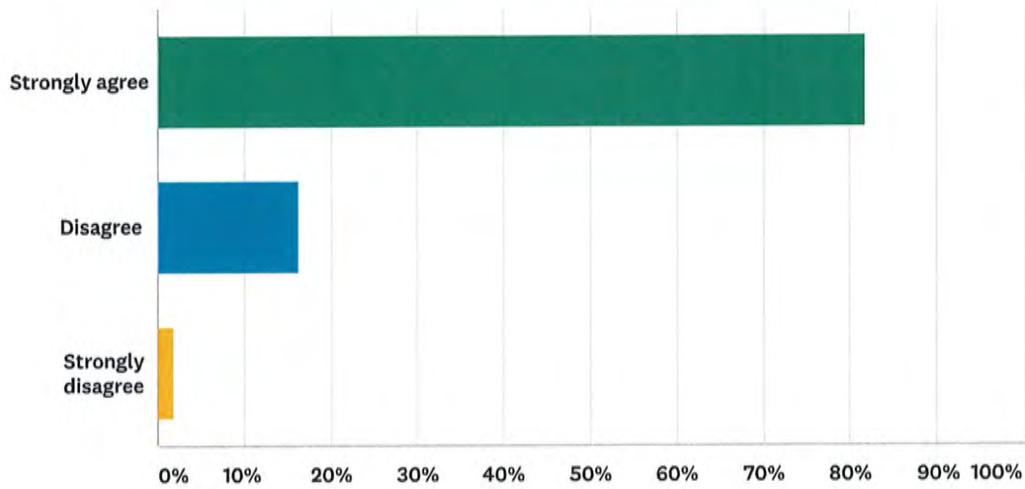
Answered: 1,791 Skipped: 8



ANSWER CHOICES		RESPONSES	
Strongly agree		93.30%	1,671
Disagree		5.86%	105
Strongly disagree		0.84%	15
TOTAL			1,791

Q4 My school is clean and nice.

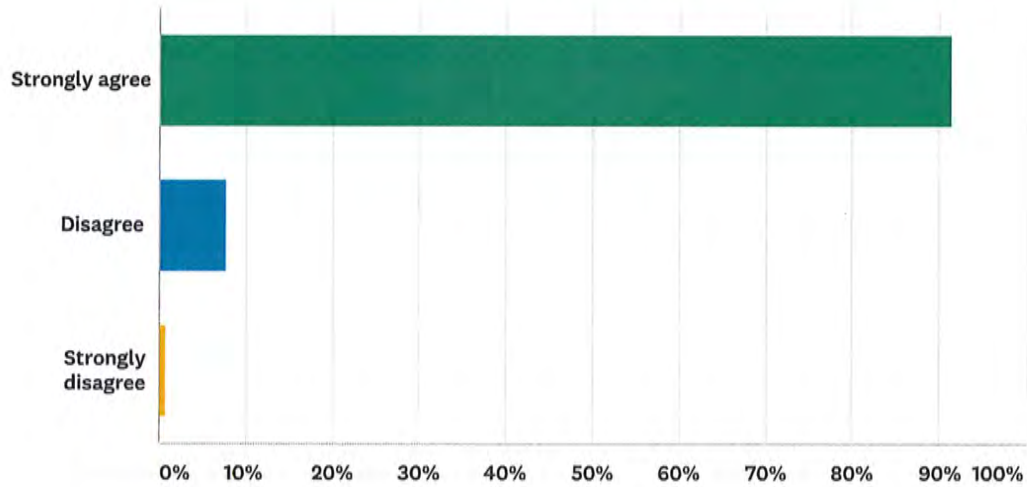
Answered: 1,793 Skipped: 6



ANSWER CHOICES	RESPONSES	
Strongly agree	81.87%	1,468
Disagree	16.34%	293
Strongly disagree	1.78%	32
TOTAL		1,793

Q5 My school has enough space for teaching, learning, and activities.

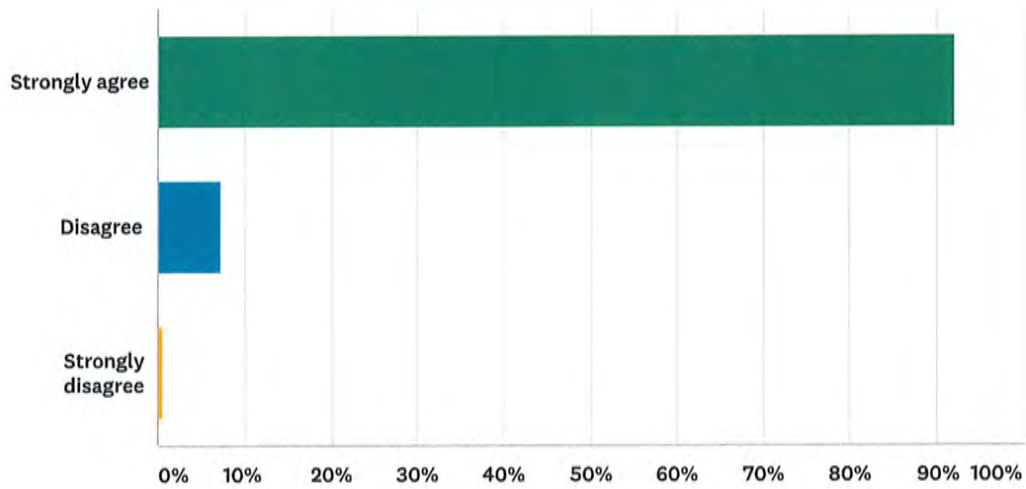
Answered: 1,789 Skipped: 10



ANSWER CHOICES		RESPONSES	
Strongly agree		91.45%	1,636
Disagree		7.66%	137
Strongly disagree		0.89%	16
TOTAL			1,789

Q6 My school has enough books, supplies, and materials for learning.

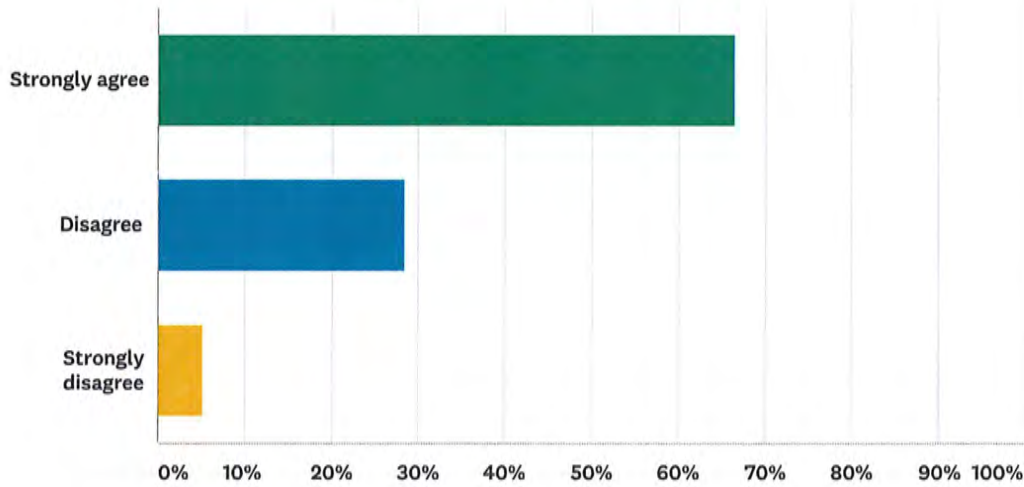
Answered: 1,793 Skipped: 6



ANSWER CHOICES	RESPONSES	
Strongly agree	92.08%	1,651
Disagree	7.25%	130
Strongly disagree	0.67%	12
TOTAL		1,793

Q7 Everyone knows and understands the rules at this school.

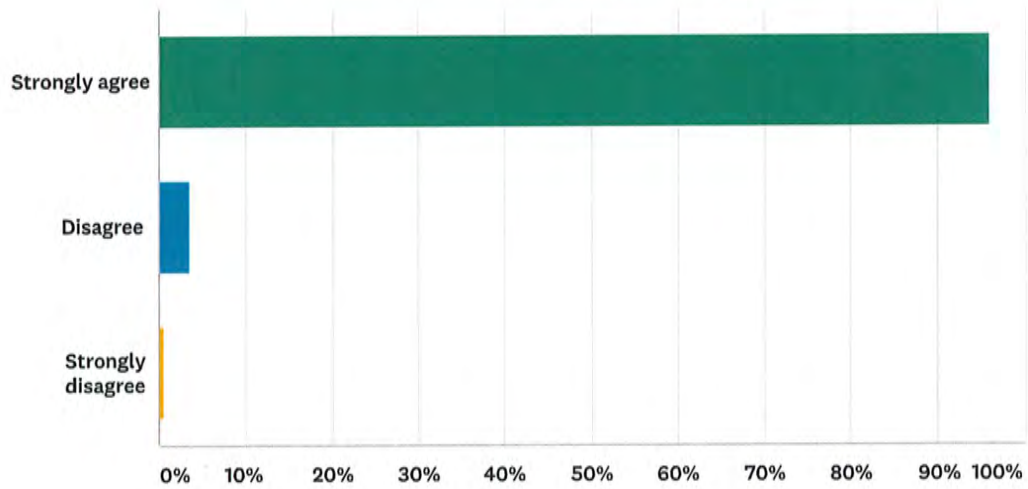
Answered: 1,795 Skipped: 4



ANSWER CHOICES	RESPONSES	
Strongly agree	66.46%	1,193
Disagree	28.36%	509
Strongly disagree	5.18%	93
TOTAL		1,795

Q8 I feel safe in the Library/Media Center

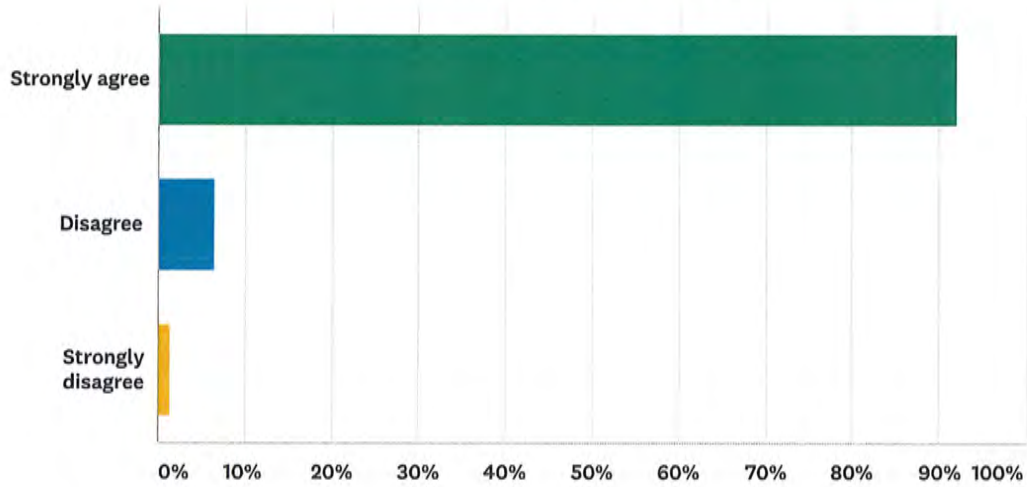
Answered: 1,795 Skipped: 4



ANSWER CHOICES	RESPONSES	
Strongly agree	95.93%	1,722
Disagree	3.51%	63
Strongly disagree	0.56%	10
TOTAL		1,795

Q9 There are consequences for breaking the rules at this school.

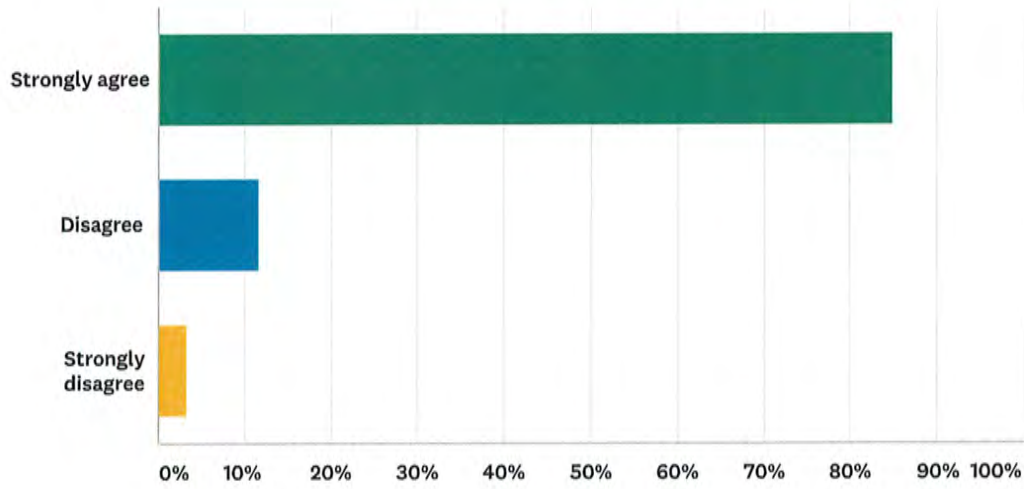
Answered: 1,788 Skipped: 11



ANSWER CHOICES	RESPONSES	
Strongly agree	92.06%	1,646
Disagree	6.43%	115
Strongly disagree	1.51%	27
TOTAL		1,788

Q10 The consequences for breaking the rules are fair at my school.

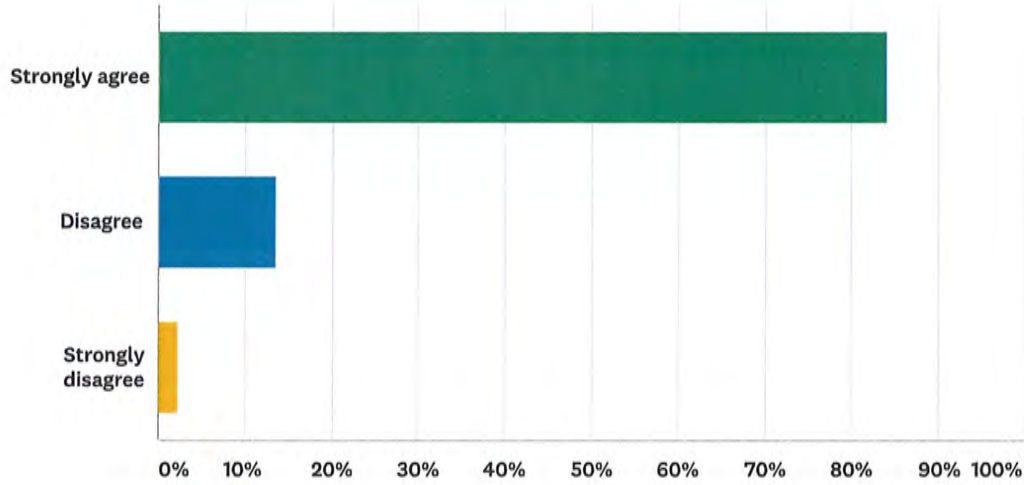
Answered: 1,790 Skipped: 9



ANSWER CHOICES		RESPONSES	
Strongly agree		84.92%	1,520
Disagree		11.68%	209
Strongly disagree		3.41%	61
TOTAL			1,790

Q11 I feel safe in the cafeteria.

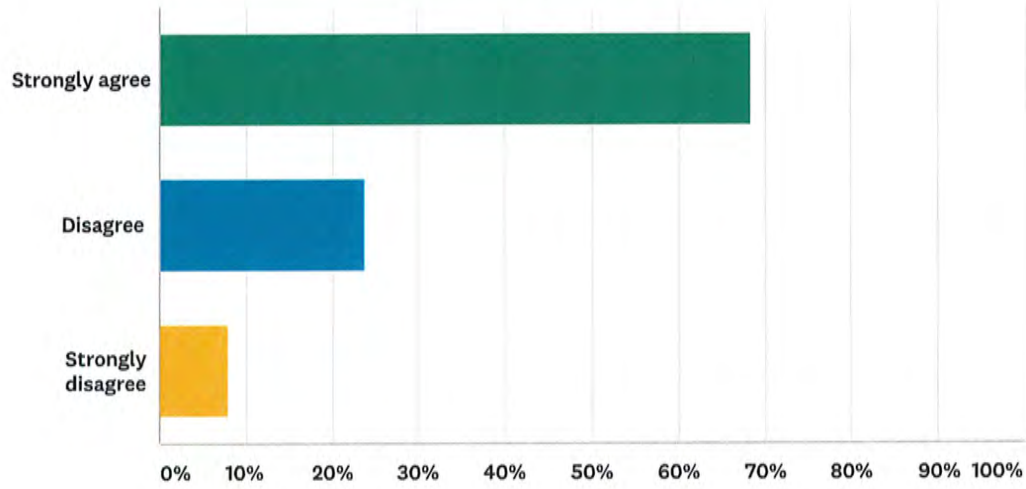
Answered: 1,790 Skipped: 9



ANSWER CHOICES		RESPONSES	
Strongly agree		84.08%	1,505
Disagree		13.58%	243
Strongly disagree		2.35%	42
TOTAL			1,790

Q12 I feel safe in the bathrooms.

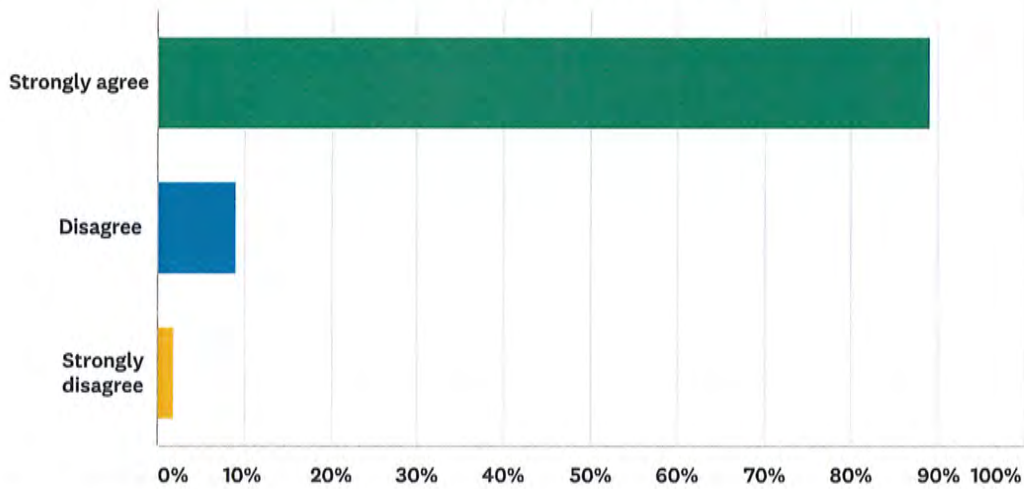
Answered: 1,788 Skipped: 11



ANSWER CHOICES		RESPONSES	
Strongly agree		68.34%	1,222
Disagree		23.77%	425
Strongly disagree		7.89%	141
TOTAL			1,788

Q13 I feel safe in the hallways.

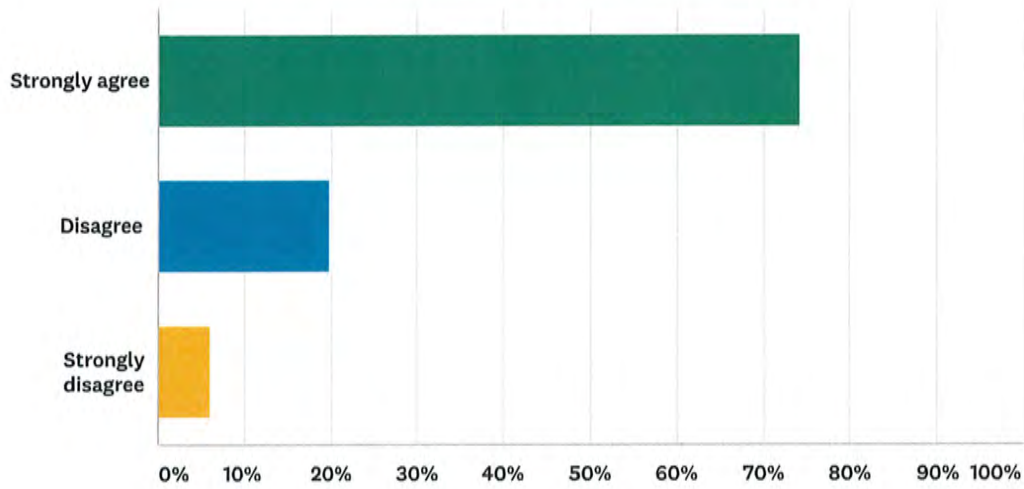
Answered: 1,788 Skipped: 11



ANSWER CHOICES	RESPONSES	
Strongly agree	89.15%	1,594
Disagree	8.89%	159
Strongly disagree	1.96%	35
TOTAL		1,788

Q14 I feel safe on the bus.

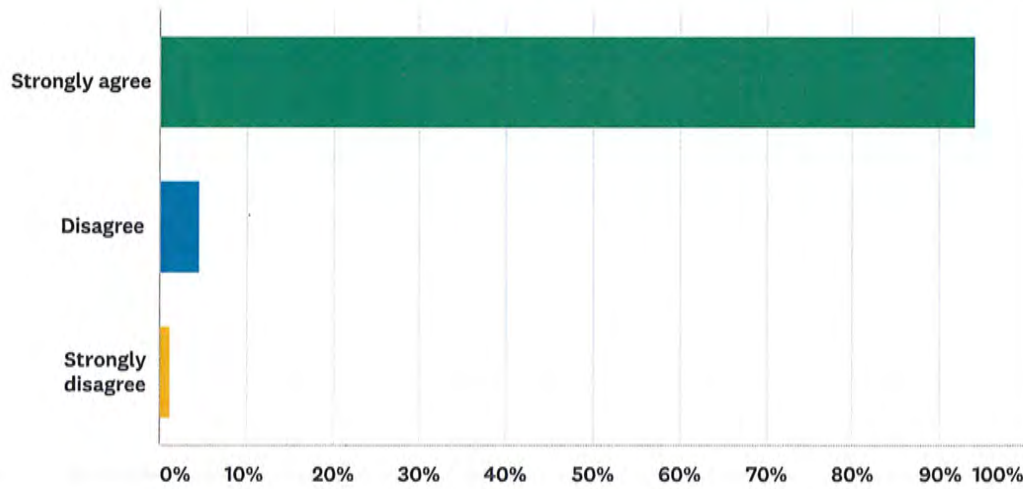
Answered: 1,743 Skipped: 56



ANSWER CHOICES	RESPONSES	
Strongly agree	74.24%	1,294
Disagree	19.79%	345
Strongly disagree	5.97%	104
TOTAL		1,743

Q15 I feel safe at PE.

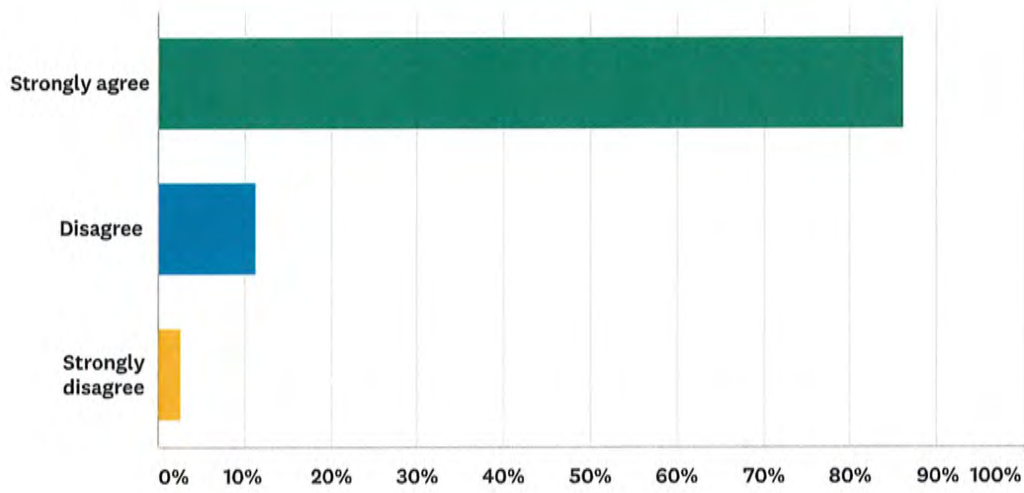
Answered: 1,789 Skipped: 10



ANSWER CHOICES	RESPONSES	
Strongly agree	94.07%	1,683
Disagree	4.70%	84
Strongly disagree	1.23%	22
TOTAL		1,789

Q16 I feel safe at recess.

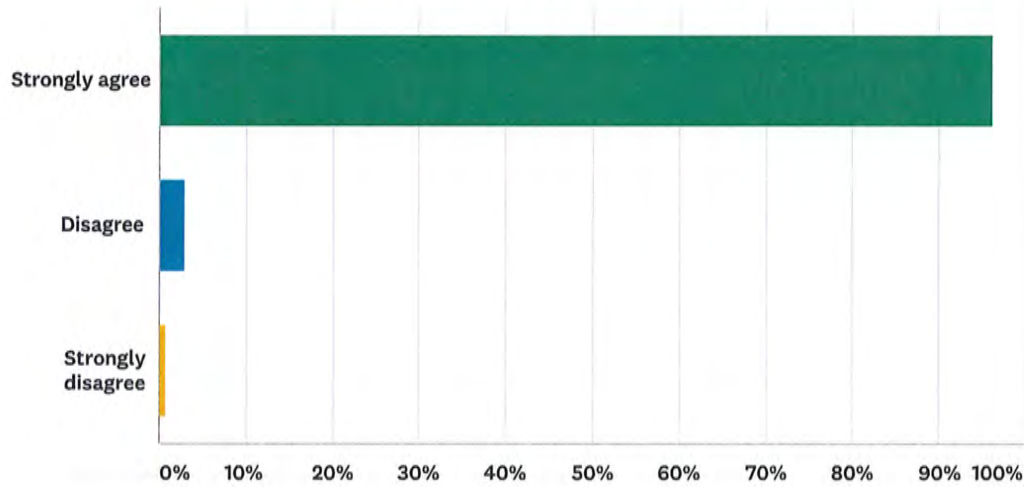
Answered: 1,791 Skipped: 8



ANSWER CHOICES		RESPONSES	
Strongly agree		86.10%	1,542
Disagree		11.22%	201
Strongly disagree		2.68%	48
TOTAL			1,791

Q17 I feel safe in my classroom.

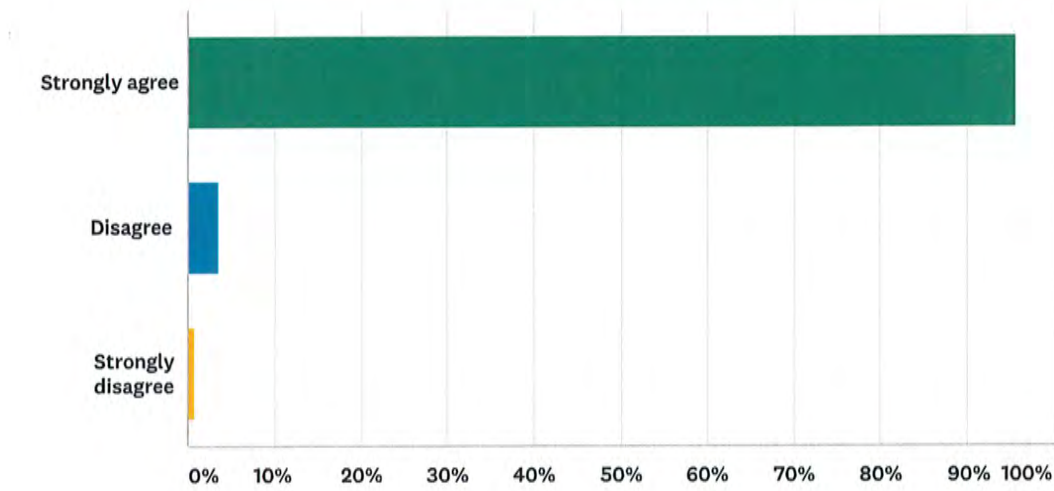
Answered: 1,793 Skipped: 6



ANSWER CHOICES	RESPONSES	
Strongly agree	96.26%	1,726
Disagree	2.96%	53
Strongly disagree	0.78%	14
TOTAL		1,793

Q18 I feel safe in Art.

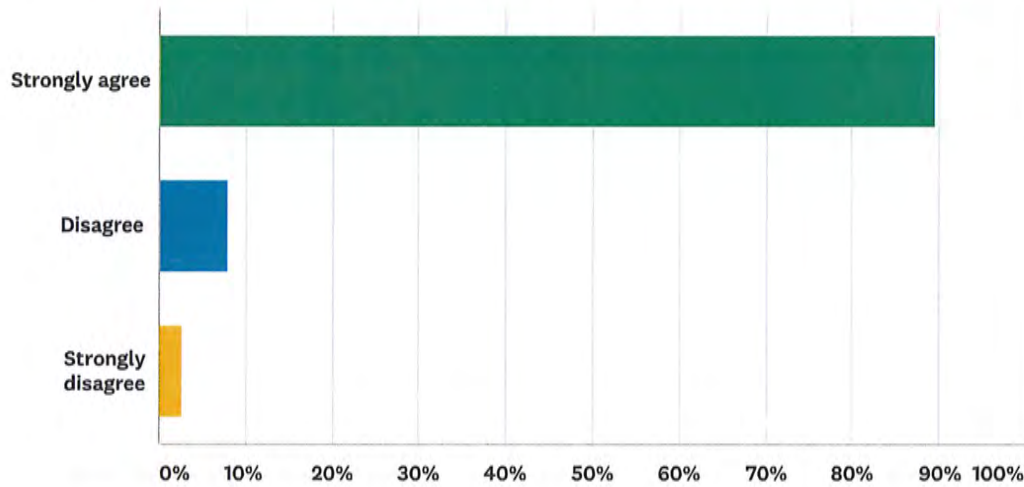
Answered: 1,790 Skipped: 9



ANSWER CHOICES		RESPONSES	
Strongly agree		95.59%	1,711
Disagree		3.58%	64
Strongly disagree		0.84%	15
TOTAL			1,790

Q19 I feel safe at Music.

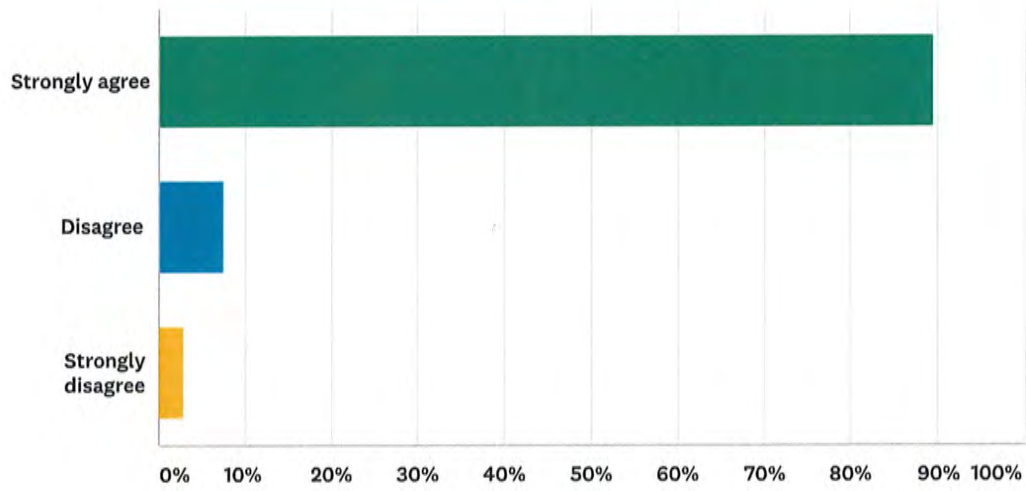
Answered: 1,793 Skipped: 6



ANSWER CHOICES	RESPONSES	
Strongly agree	89.46%	1,604
Disagree	7.86%	141
Strongly disagree	2.68%	48
TOTAL		1,793

Q20 I feel like I belong at this school.

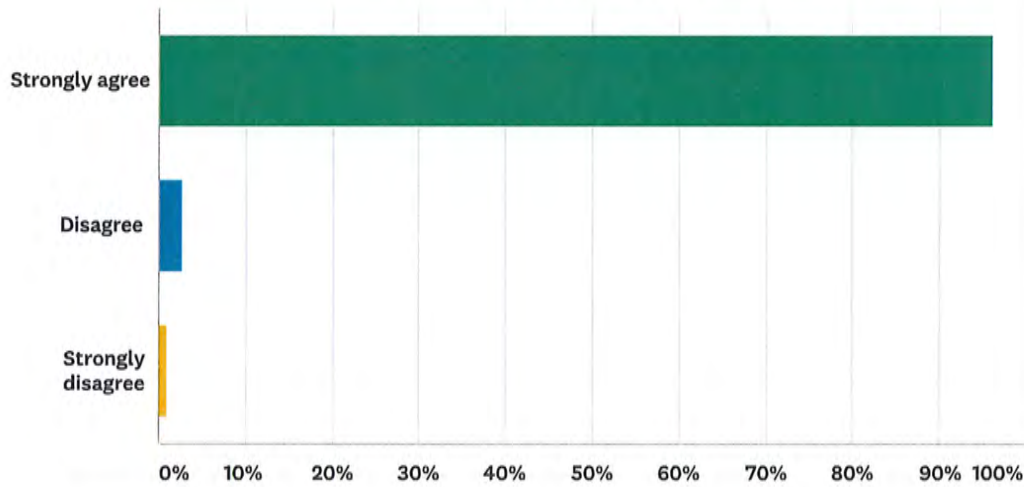
Answered: 1,792 Skipped: 7



ANSWER CHOICES		RESPONSES	
Strongly agree		89.62%	1,606
Disagree		7.48%	134
Strongly disagree		2.90%	52
TOTAL			1,792

Q21 I have friends at this school.

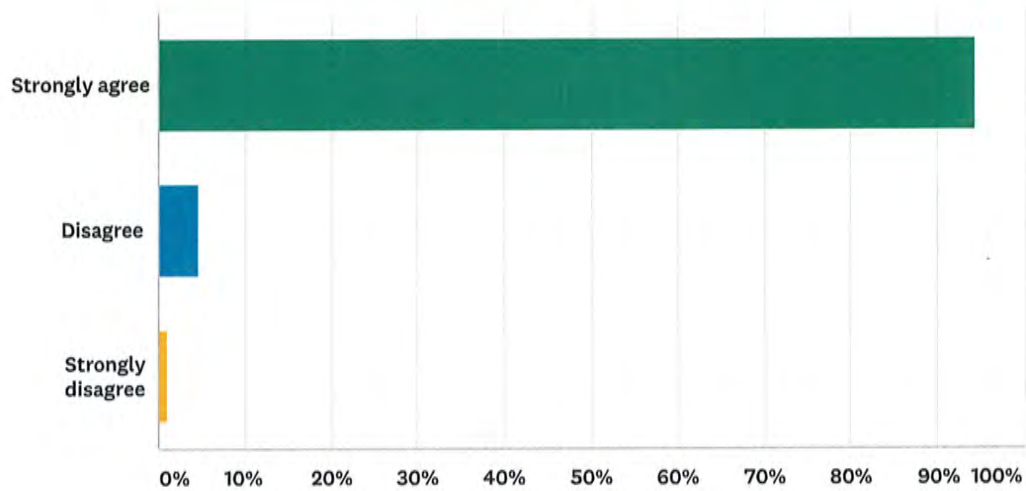
Answered: 1,792 Skipped: 7



ANSWER CHOICES		RESPONSES	
Strongly agree		96.32%	1,726
Disagree		2.73%	49
Strongly disagree		0.95%	17
TOTAL			1,792

Q22 In my classroom, my teacher uses technology to help me learn.

Answered: 1,791 Skipped: 8



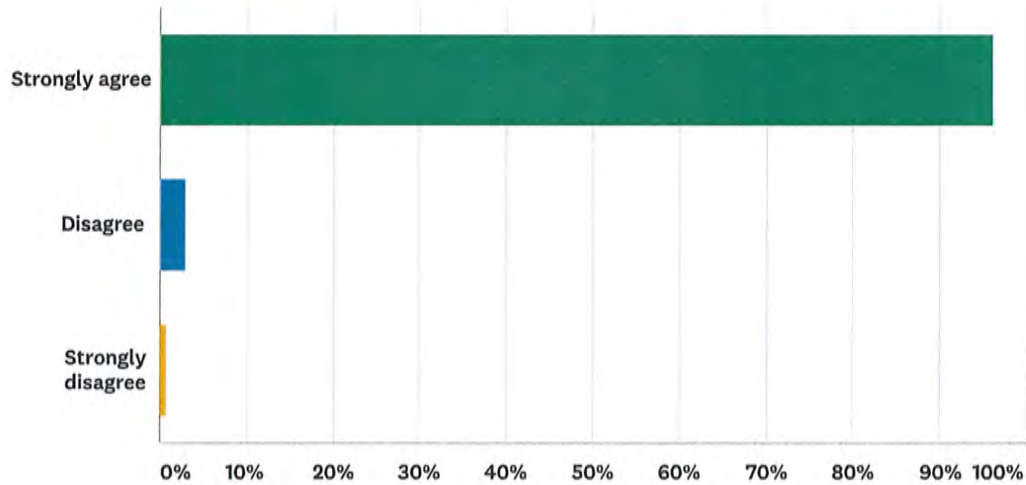
ANSWER CHOICES

RESPONSES

Strongly agree	94.36%	1,690
Disagree	4.58%	82
Strongly disagree	1.06%	19
TOTAL		1,791

Q23 Teachers and adults at my school teach us to be kind and nice.

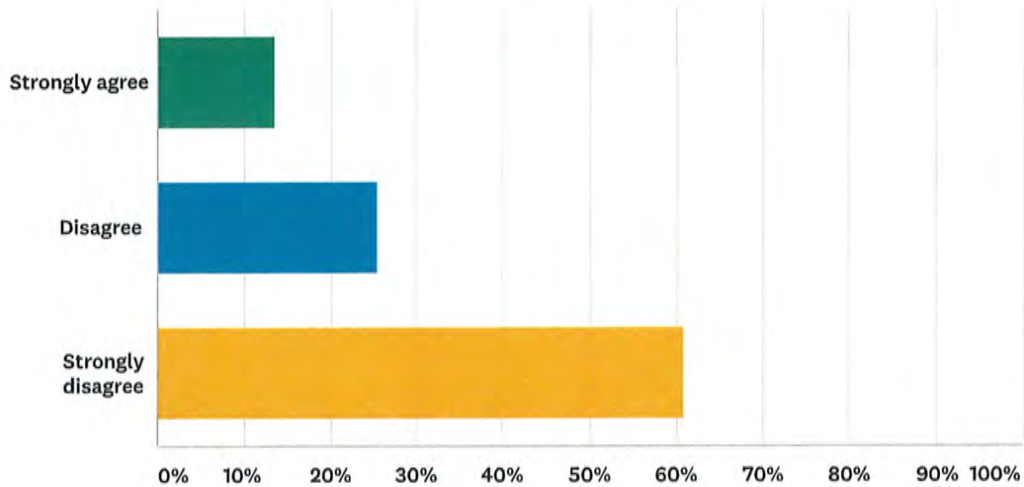
Answered: 1,788 Skipped: 11



ANSWER CHOICES		RESPONSES	
Strongly agree		96.31%	1,722
Disagree		2.85%	51
Strongly disagree		0.84%	15
TOTAL			1,788

Q24 I have seen teachers and adults at my school being mean to each other.

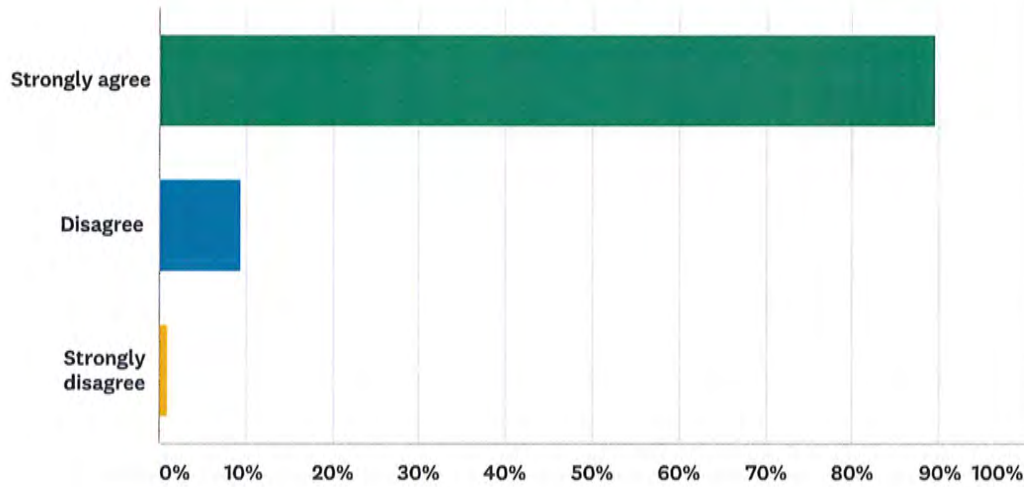
Answered: 1,787 Skipped: 12



ANSWER CHOICES	RESPONSES	
Strongly agree	13.65%	244
Disagree	25.46%	455
Strongly disagree	60.88%	1,088
TOTAL		1,787

Q25 When I do a good job, my teacher tells me.

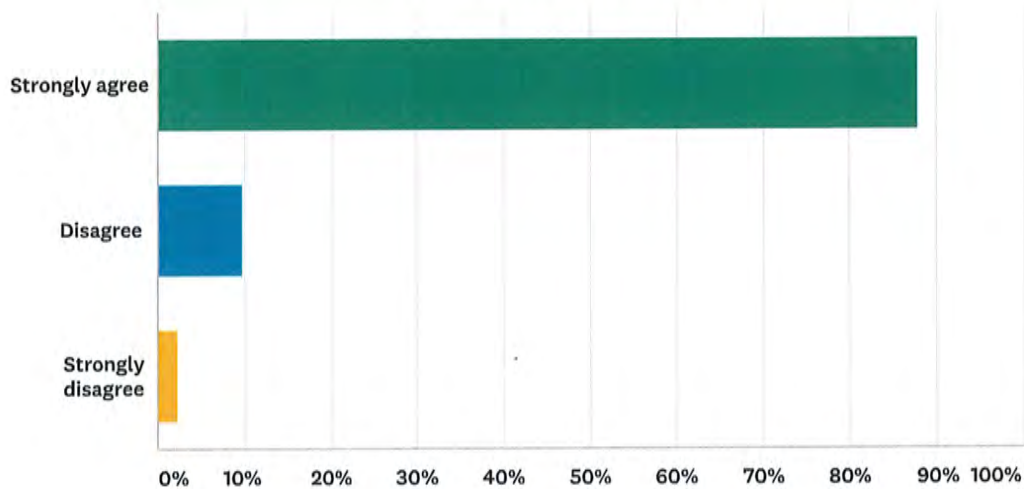
Answered: 1,793 Skipped: 6



ANSWER CHOICES		RESPONSES	
Strongly agree		89.63%	1,607
Disagree		9.31%	167
Strongly disagree		1.06%	19
TOTAL			1,793

Q26 Teachers and adults at my school help students when others are being mean.

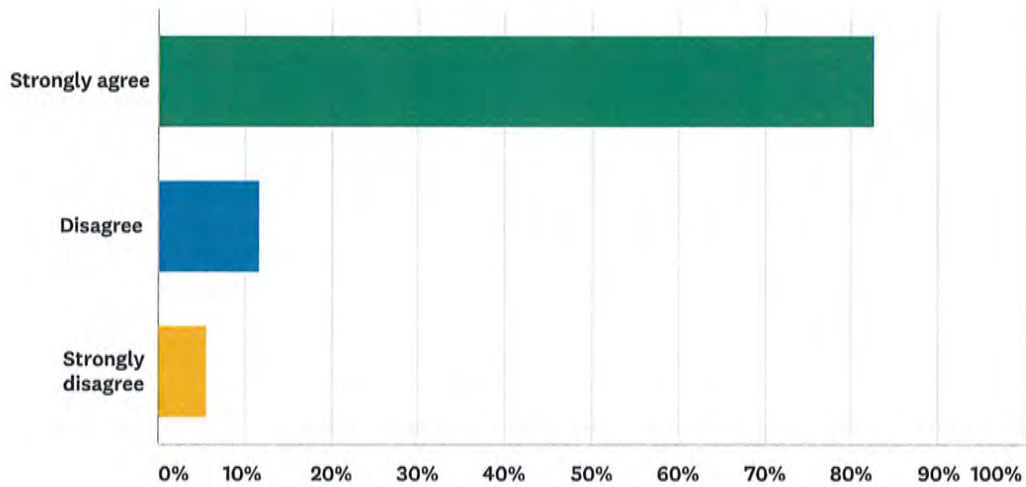
Answered: 1,795 Skipped: 4



ANSWER CHOICES	RESPONSES	
Strongly agree	87.86%	1,577
Disagree	9.92%	178
Strongly disagree	2.23%	40
TOTAL		1,795

Q27 There is at least one adult at my school that I can talk to when I have a problem or concern.

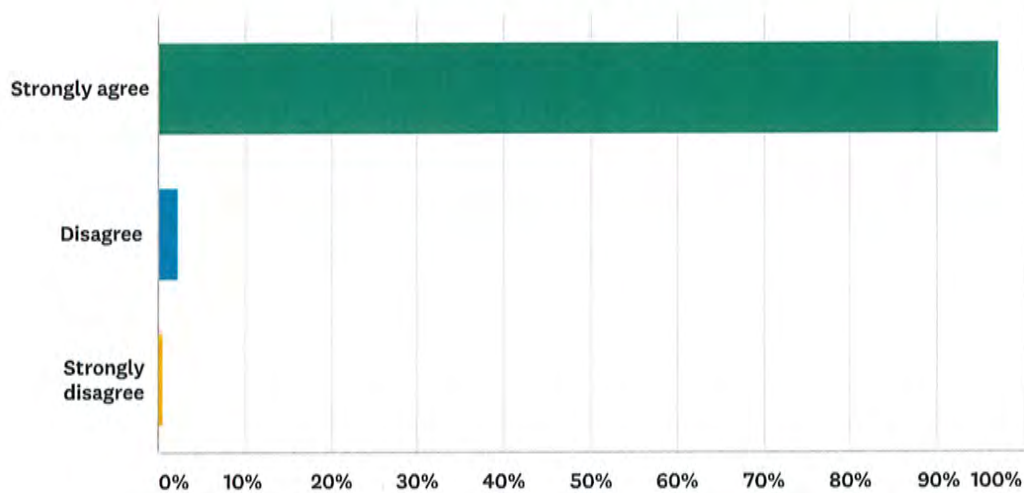
Answered: 1,789 Skipped: 10



ANSWER CHOICES	RESPONSES	
Strongly agree	82.67%	1,479
Disagree	11.74%	210
Strongly disagree	5.59%	100
TOTAL		1,789

Q28 Teachers at my school encourage students to do their personal best.

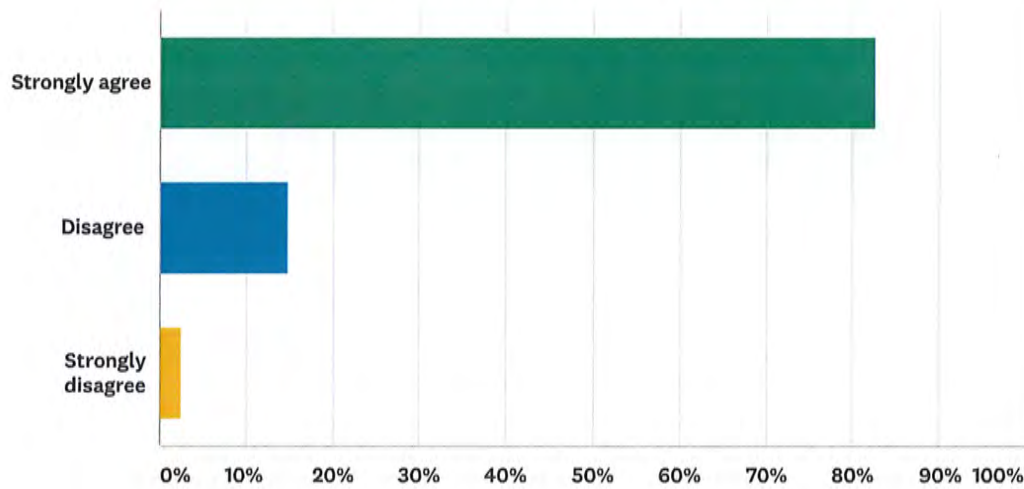
Answered: 1,789 Skipped: 10



ANSWER CHOICES	RESPONSES	
Strongly agree	97.04%	1,736
Disagree	2.40%	43
Strongly disagree	0.56%	10
TOTAL		1,789

Q29 My teachers notice when I need help.

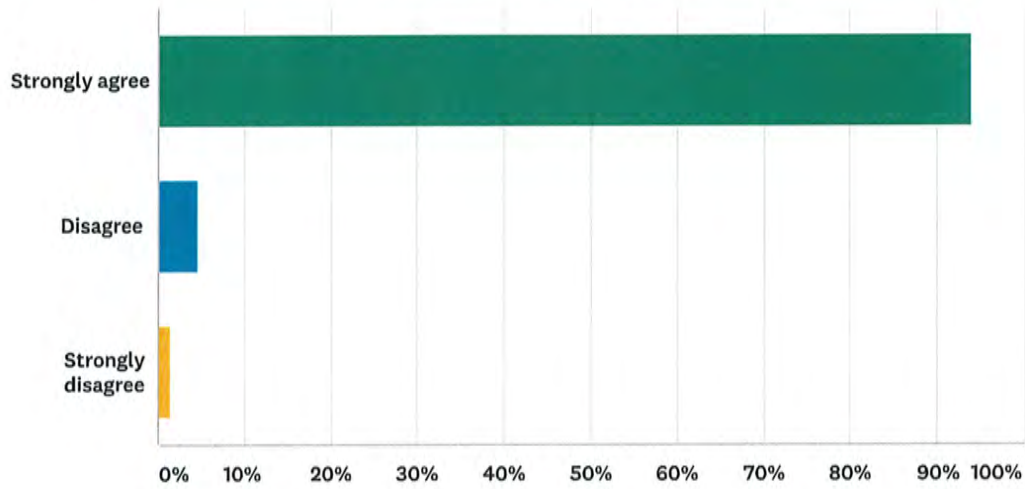
Answered: 1,786 Skipped: 13



ANSWER CHOICES		RESPONSES	
Strongly agree		82.64%	1,476
Disagree		14.84%	265
Strongly disagree		2.52%	45
TOTAL			1,786

Q30 Teachers and adults at my school care about me.

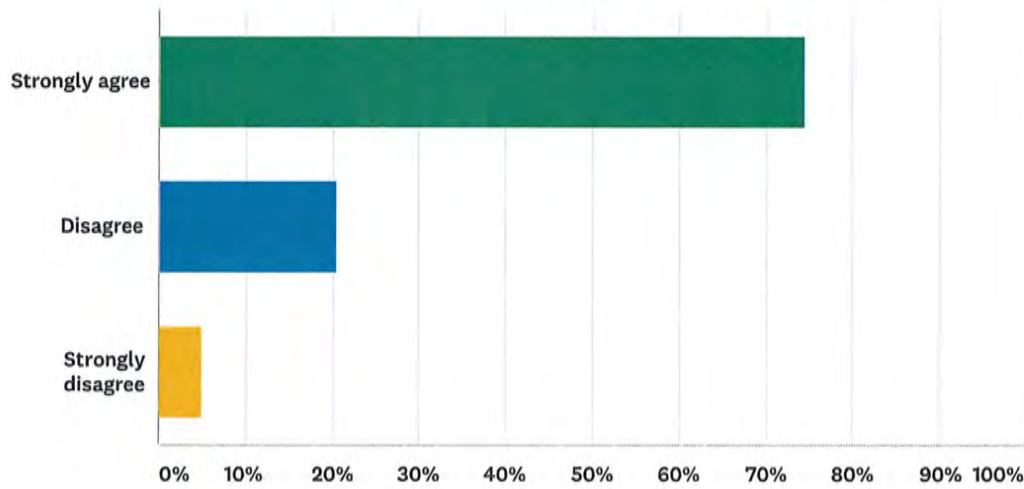
Answered: 1,788 Skipped: 11



ANSWER CHOICES	RESPONSES	
Strongly agree	93.90%	1,679
Disagree	4.59%	82
Strongly disagree	1.51%	27
TOTAL		1,788

Q31 Students at my school treat each other with kindness.

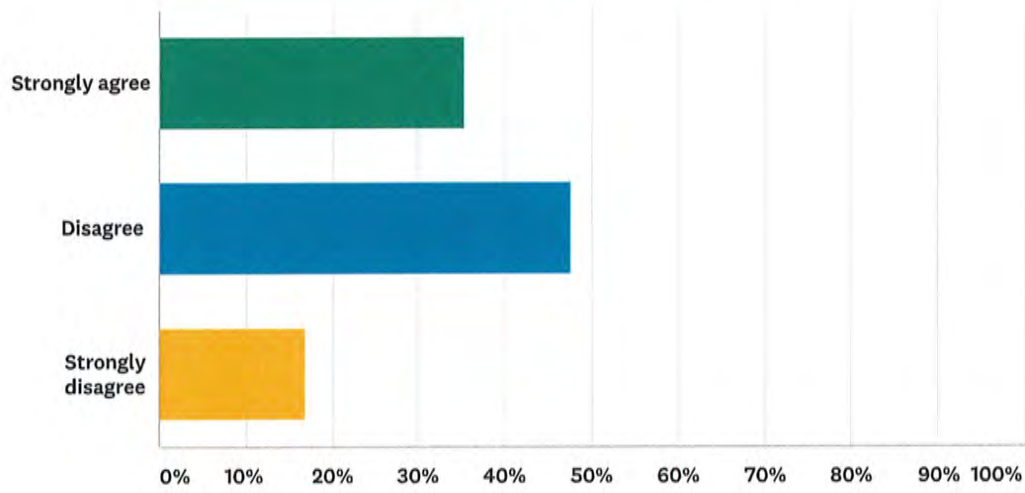
Answered: 1,791 Skipped: 8



ANSWER CHOICES		RESPONSES	
Strongly agree		74.54%	1,335
Disagree		20.49%	367
Strongly disagree		4.97%	89
TOTAL			1,791

Q32 Students at my school are mean to each other.

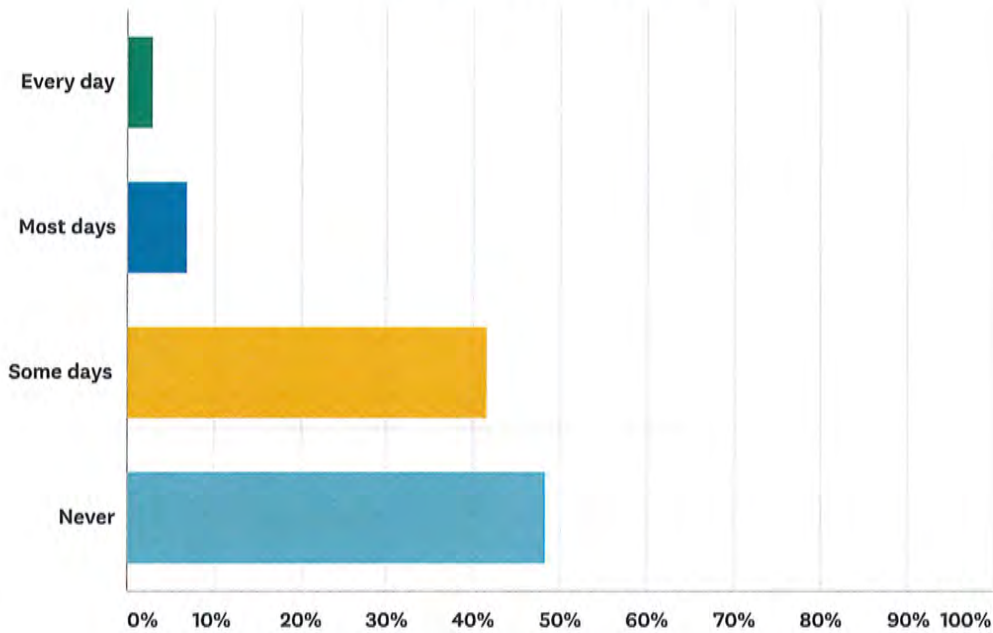
Answered: 1,791 Skipped: 8



ANSWER CHOICES	RESPONSES	
Strongly agree	35.40%	634
Disagree	47.63%	853
Strongly disagree	16.97%	304
TOTAL		1,791

Q33 When I am at school I am teased, picked on, made fun of, called names, or left out.

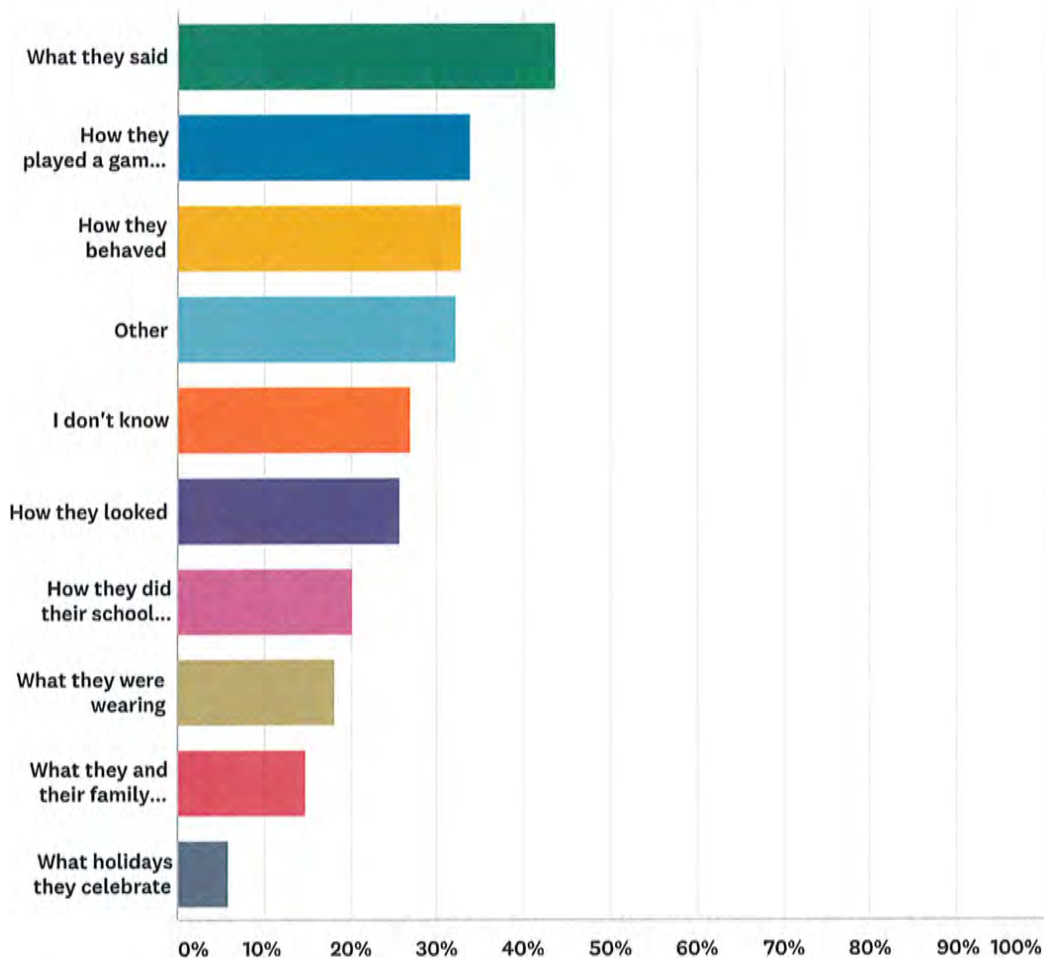
Answered: 1,784 Skipped: 15



ANSWER CHOICES	RESPONSES	
Every day	3.03%	54
Most days	6.95%	124
Some days	41.65%	743
Never	48.37%	863
TOTAL		1,784

Q34 I have seen students being mean to each other because of the following (check all that apply).

Answered: 1,765 Skipped: 34



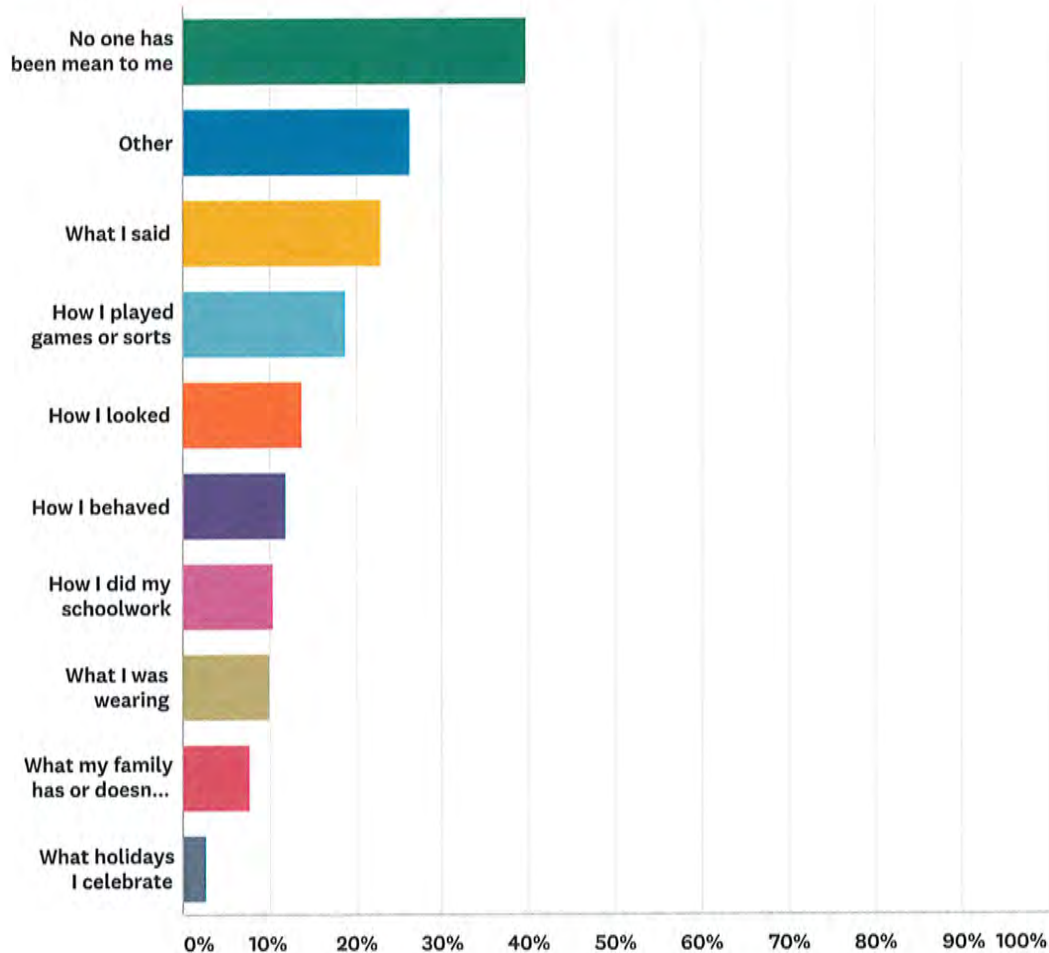
ANSWER CHOICES	RESPONSES	
What they said	43.68%	771
How they played a game or sports	33.94%	599
How they behaved	32.86%	580
Other	32.29%	570
I don't know	27.03%	477
How they looked	25.84%	456
How they did their school work	20.34%	359
What they were wearing	18.30%	323
What they and their family have or don't have	14.90%	263
What holidays they celebrate	5.89%	104

Elementary Student Climate Survey

Total Respondents: 1,765

Q35 Students have been mean to me because of the following (check all that apply).

Answered: 1,771 Skipped: 28



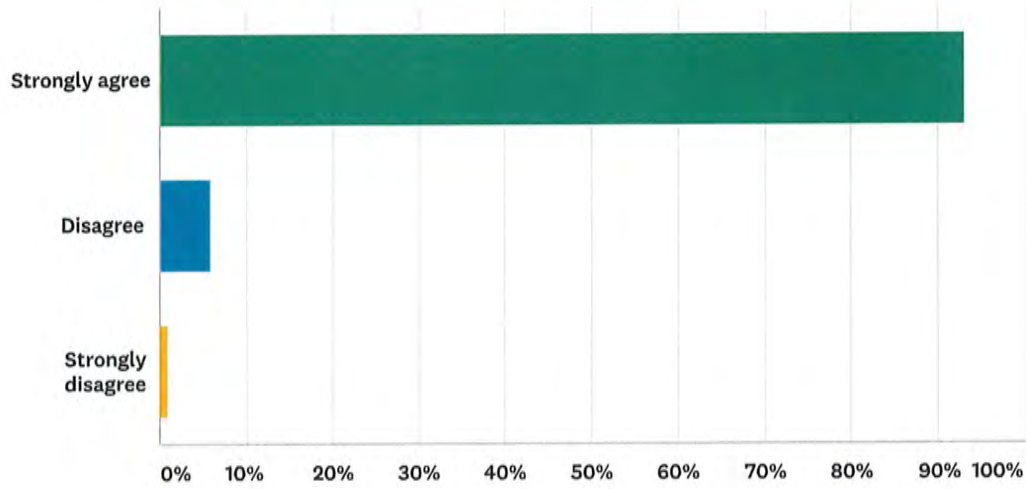
ANSWER CHOICES	RESPONSES	
No one has been mean to me	39.70%	703
Other	26.43%	468
What I said	23.04%	408
How I played games or sorts	18.75%	332
How I looked	13.78%	244
How I behaved	11.97%	212
How I did my schoolwork	10.39%	184
What I was wearing	10.11%	179
What my family has or doesn't have	7.74%	137
What holidays I celebrate	2.82%	50

Elementary Student Climate Survey

Total Respondents: 1,771

Q36 If I see students being mean to another student, I help.

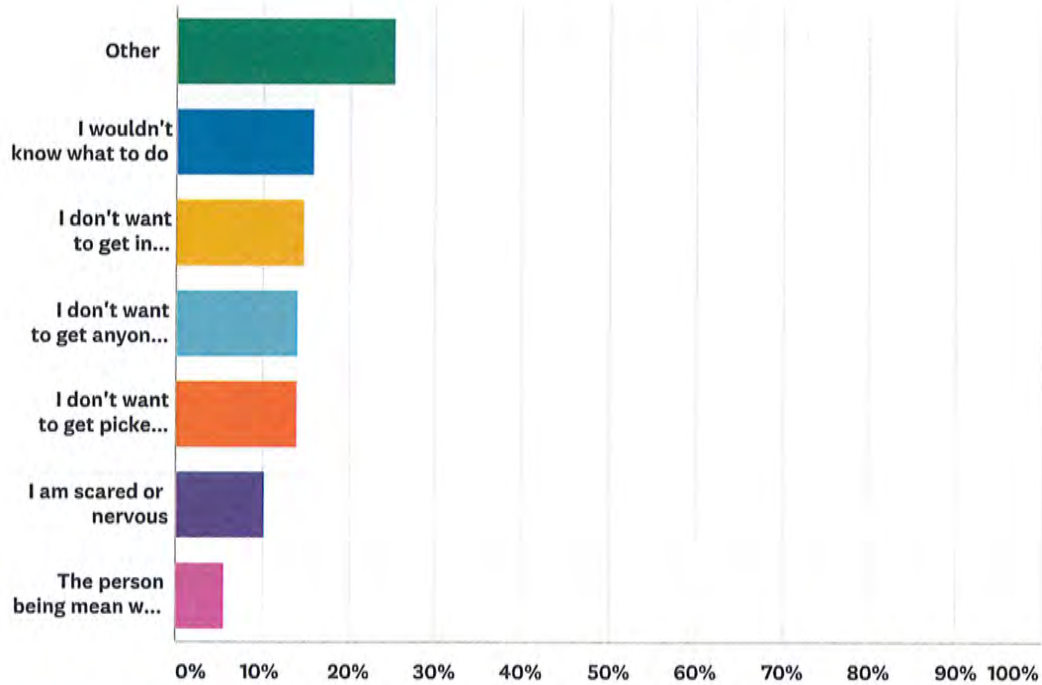
Answered: 1,786 Skipped: 13



ANSWER CHOICES	RESPONSES	
Strongly agree	93.11%	1,663
Disagree	5.77%	103
Strongly disagree	1.12%	20
TOTAL		1,786

Q37 If you would not help a student being picked on, why not?

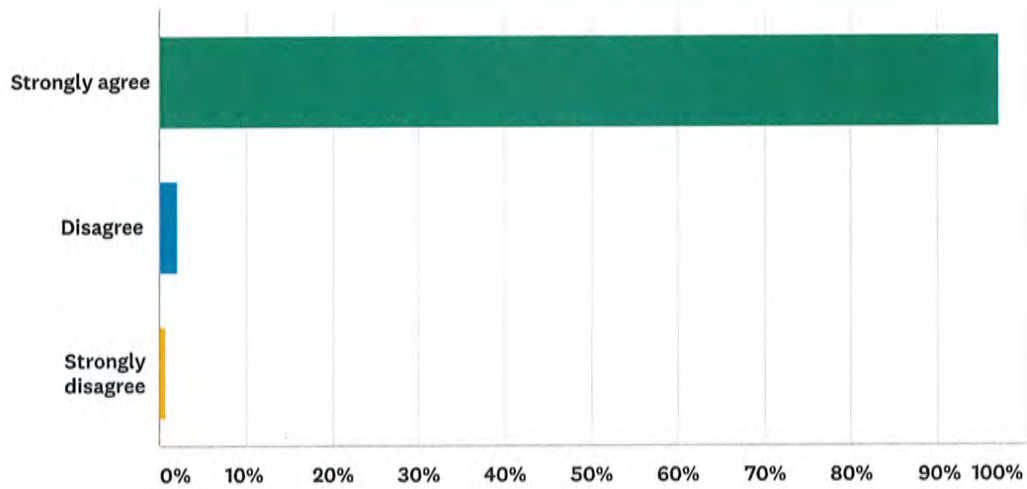
Answered: 1,645 Skipped: 154



ANSWER CHOICES	RESPONSES	
Other	25.41%	418
I wouldn't know what to do	15.81%	260
I don't want to get in trouble	14.89%	245
I don't want to get anyone else in trouble	14.04%	231
I don't want to get picked on too	13.92%	229
I am scared or nervous	10.27%	169
The person being mean was my friend	5.65%	93
TOTAL		1,645

Q38 Parents at my school respect the teachers and adults

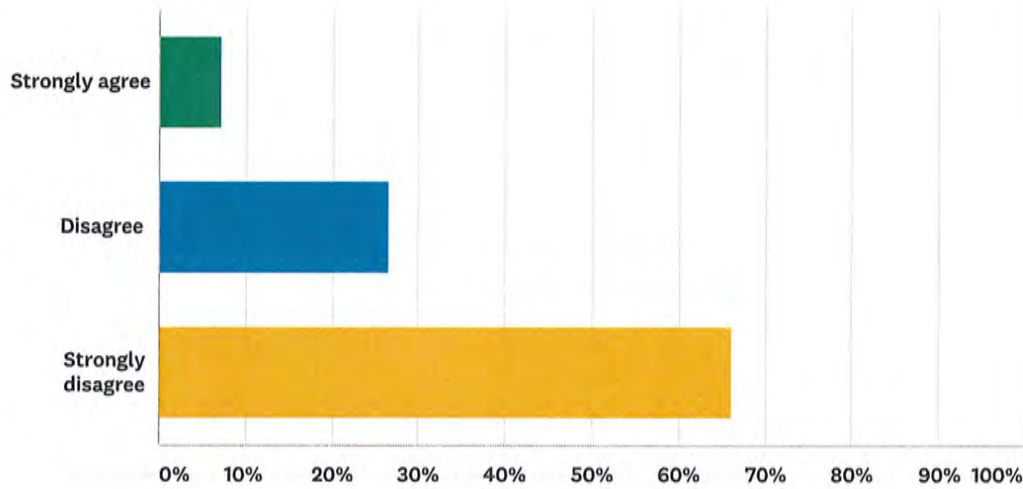
Answered: 1,787 Skipped: 12



ANSWER CHOICES	RESPONSES	
Strongly agree	97.03%	1,734
Disagree	2.18%	39
Strongly disagree	0.78%	14
TOTAL		1,787

Q39 I have seen parents being mean to each other at my school

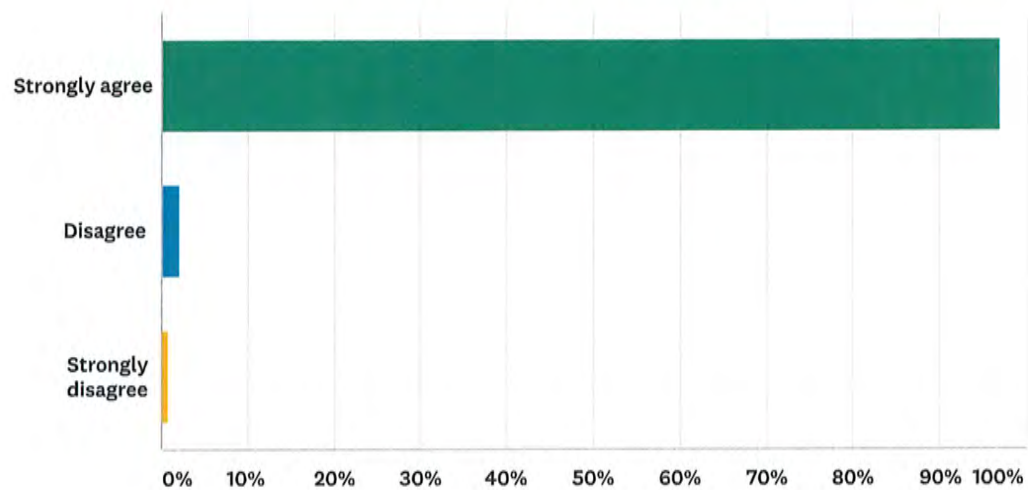
Answered: 1,787 Skipped: 12



ANSWER CHOICES		RESPONSES	
Strongly agree		7.16%	128
Disagree		26.64%	476
Strongly disagree		66.20%	1,183
TOTAL			1,787

Q40 Parents at my school treat each other kindly

Answered: 1,787 Skipped: 12



ANSWER CHOICES	RESPONSES	
Strongly agree	97.15%	1,736
Disagree	2.01%	36
Strongly disagree	0.84%	15
TOTAL		1,787



FAIRFIELD
PUBLIC SCHOOLS

Toni Jones, Ed.D.
Superintendent of Schools

Office of the Superintendent

June 2019

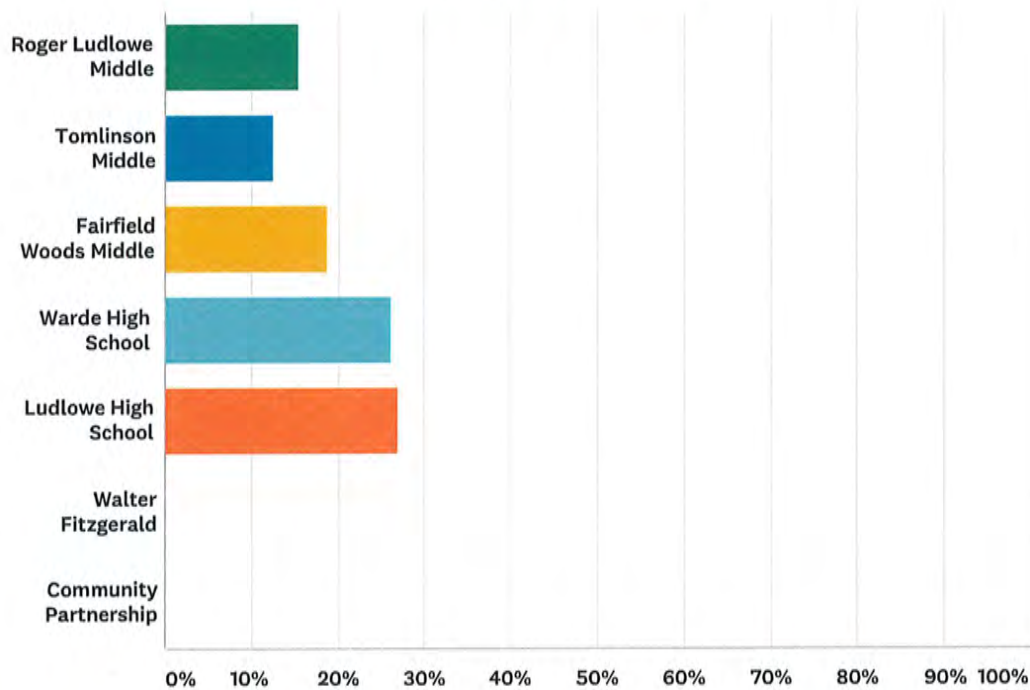
2018-2019 Climate Survey Responses

SECONDARY STUDENT INPUT

Secondary School Climate Survey

Q1 I attend the following school.

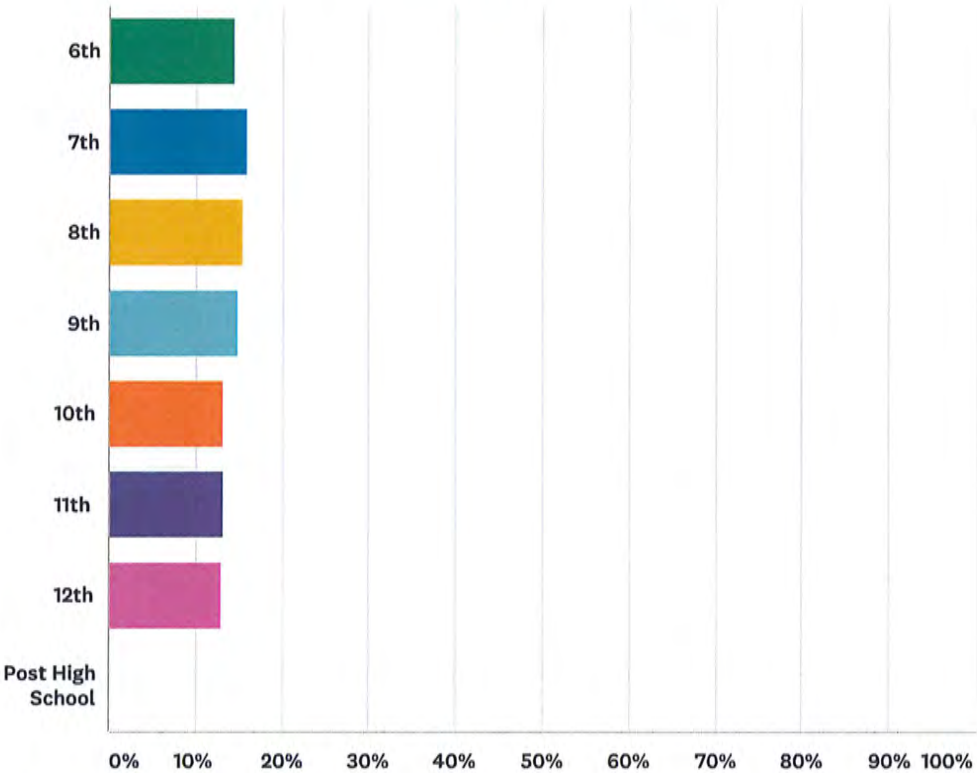
Answered: 4,674 Skipped: 17



ANSWER CHOICES	RESPONSES	
Roger Ludlowe Middle	15.49%	724
Tomlinson Middle	12.52%	585
Fairfield Woods Middle	18.87%	882
Warde High School	26.08%	1,219
Ludlowe High School	27.02%	1,263
Walter Fitzgerald	0.02%	1
Community Partnership	0.00%	0
TOTAL		4,674

Q2 Current Grade

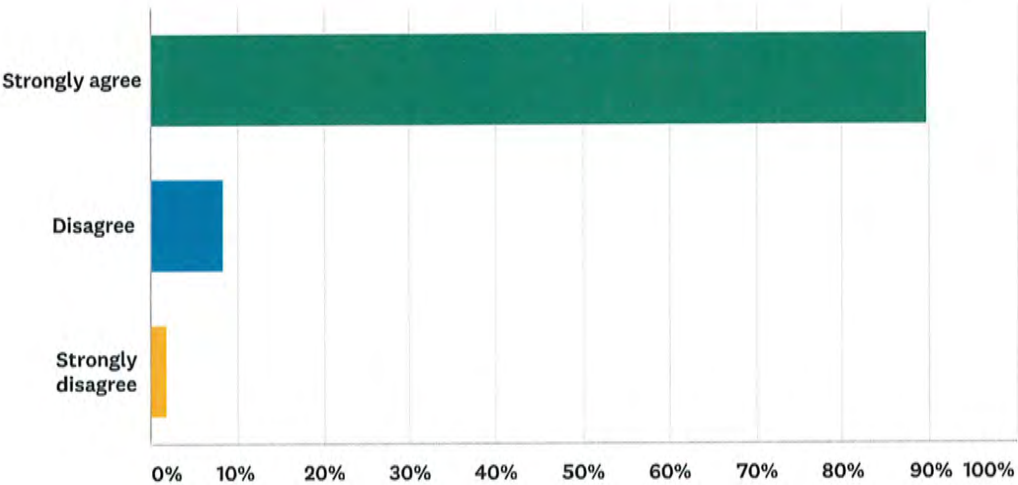
Answered: 4,671 Skipped: 20



ANSWER CHOICES	RESPONSES	
6th	14.45%	675
7th	15.95%	745
8th	15.48%	723
9th	14.81%	692
10th	13.10%	612
11th	13.25%	619
12th	12.89%	602
Post High School	0.06%	3
TOTAL		4,671

Q3 I like my school

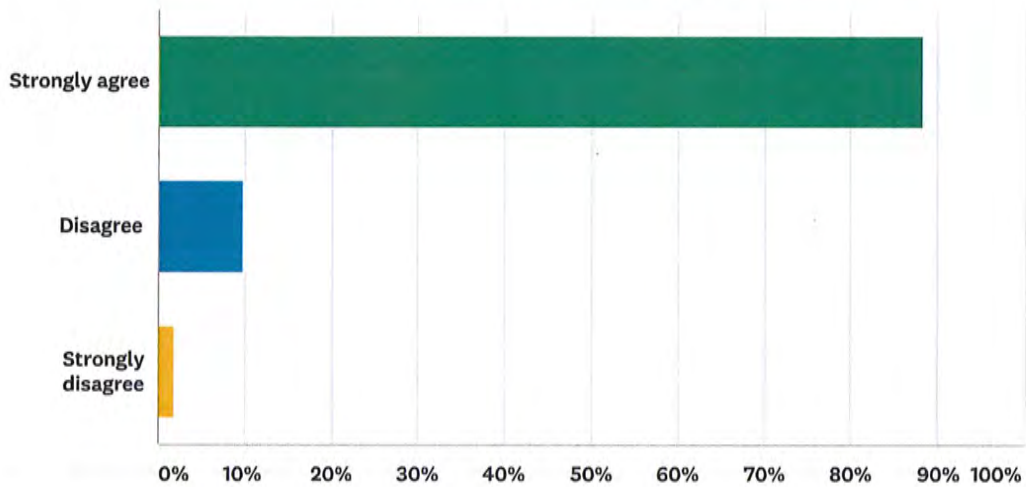
Answered: 4,670 Skipped: 21



ANSWER CHOICES	RESPONSES	
Strongly agree	89.72%	4,190
Disagree	8.31%	388
Strongly disagree	1.97%	92
TOTAL		4,670

Q4 I like my school building

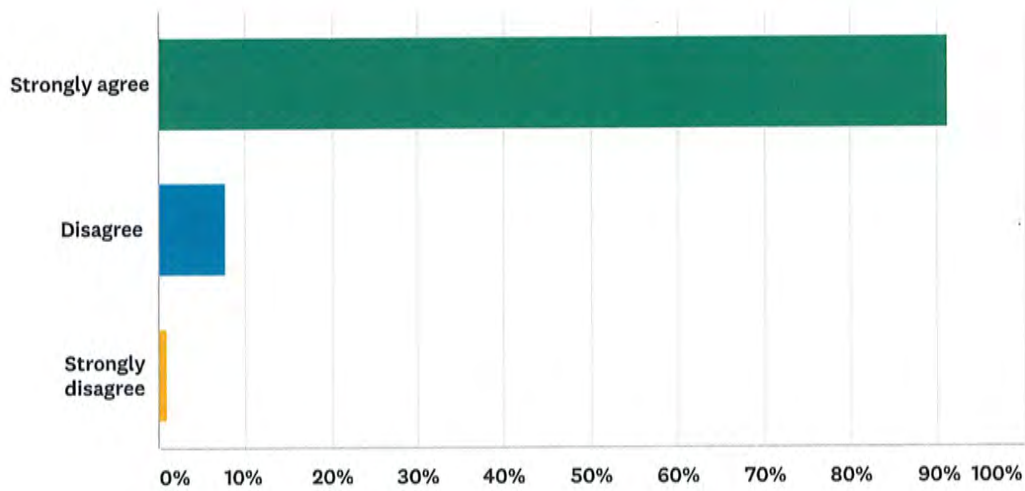
Answered: 4,670 Skipped: 21



ANSWER CHOICES		RESPONSES	
Strongly agree		88.35%	4,126
Disagree		9.81%	458
Strongly disagree		1.84%	86
TOTAL			4,670

Q5 My school has enough space for teaching, studying and activities

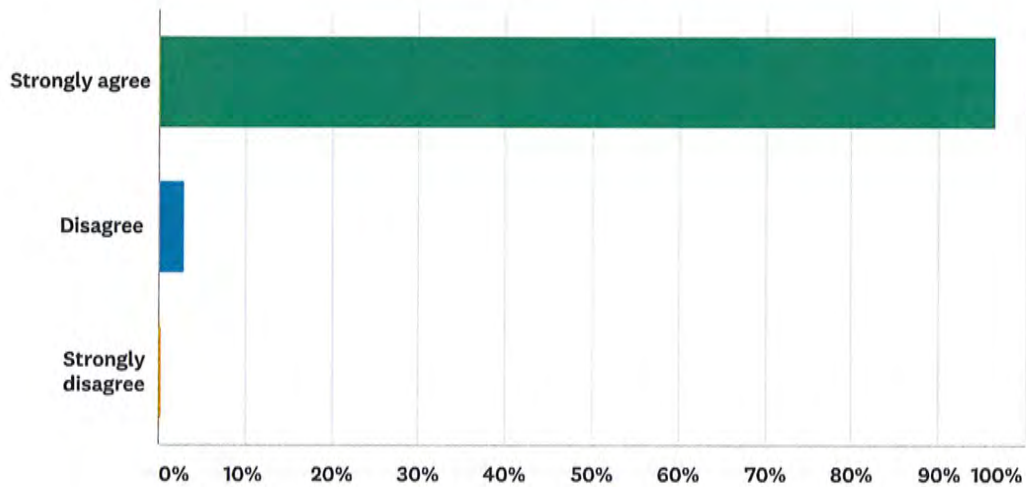
Answered: 4,673 Skipped: 18



ANSWER CHOICES	RESPONSES	
Strongly agree	91.18%	4,261
Disagree	7.79%	364
Strongly disagree	1.03%	48
TOTAL		4,673

Q6 I have sufficient access to computers and technology at my school

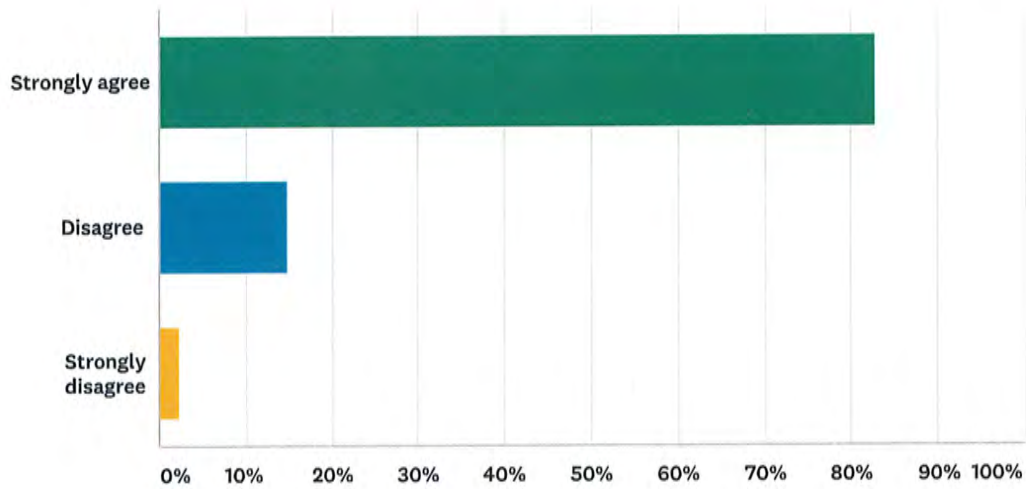
Answered: 4,673 Skipped: 18



ANSWER CHOICES	RESPONSES	
Strongly agree	96.55%	4,512
Disagree	3.02%	141
Strongly disagree	0.43%	20
TOTAL		4,673

Q7 My school is kept clean and well maintained

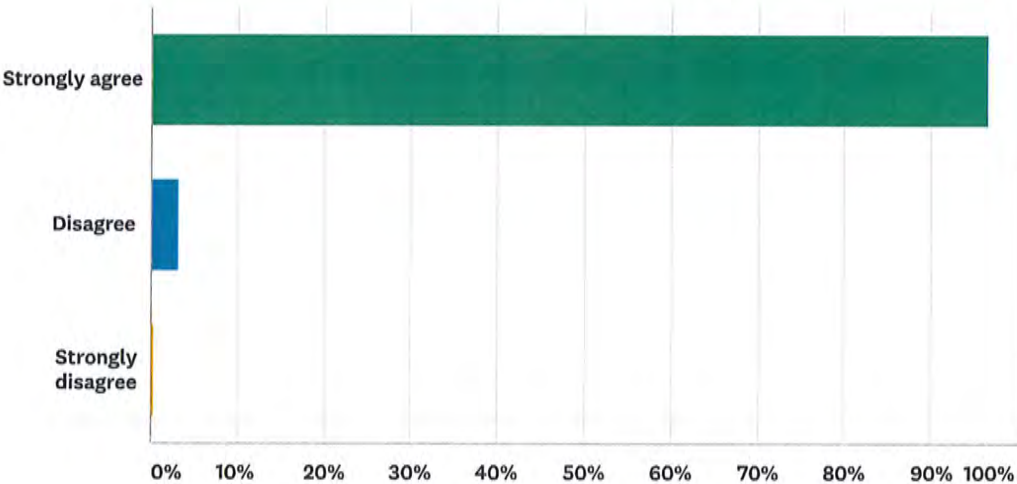
Answered: 4,668 Skipped: 23



ANSWER CHOICES	RESPONSES	
Strongly agree	82.93%	3,871
Disagree	14.80%	691
Strongly disagree	2.27%	106
TOTAL		4,668

Q8 My school has adequate resources for learning (books, supplies, materials, etc)

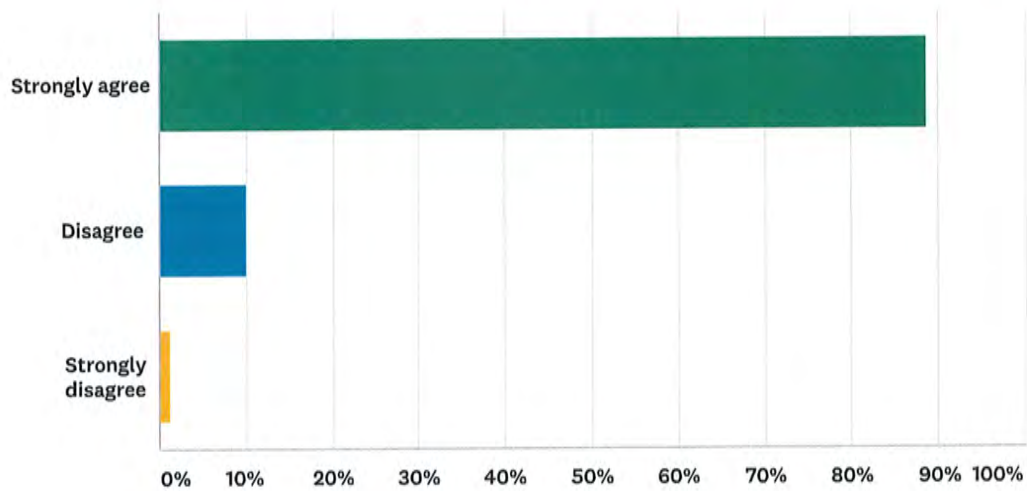
Answered: 4,669 Skipped: 22



ANSWER CHOICES		RESPONSES	
Strongly agree		96.55%	4,508
Disagree		3.04%	142
Strongly disagree		0.41%	19
TOTAL			4,669

Q9 There are high expectations for learning at my school

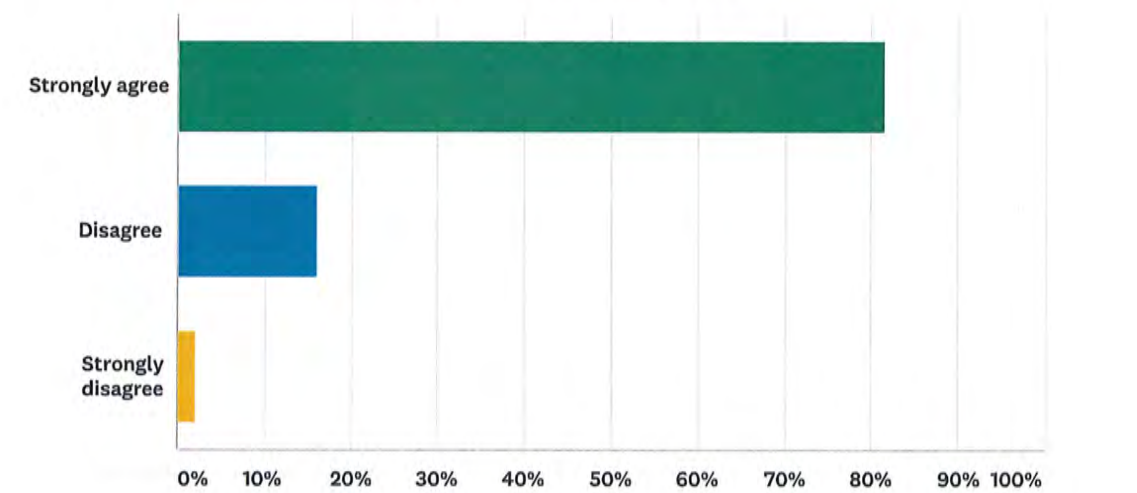
Answered: 4,664 Skipped: 27



ANSWER CHOICES	RESPONSES	
Strongly agree	88.61%	4,133
Disagree	10.14%	473
Strongly disagree	1.24%	58
TOTAL		4,664

Q10 There are high expectations for teaching at my school

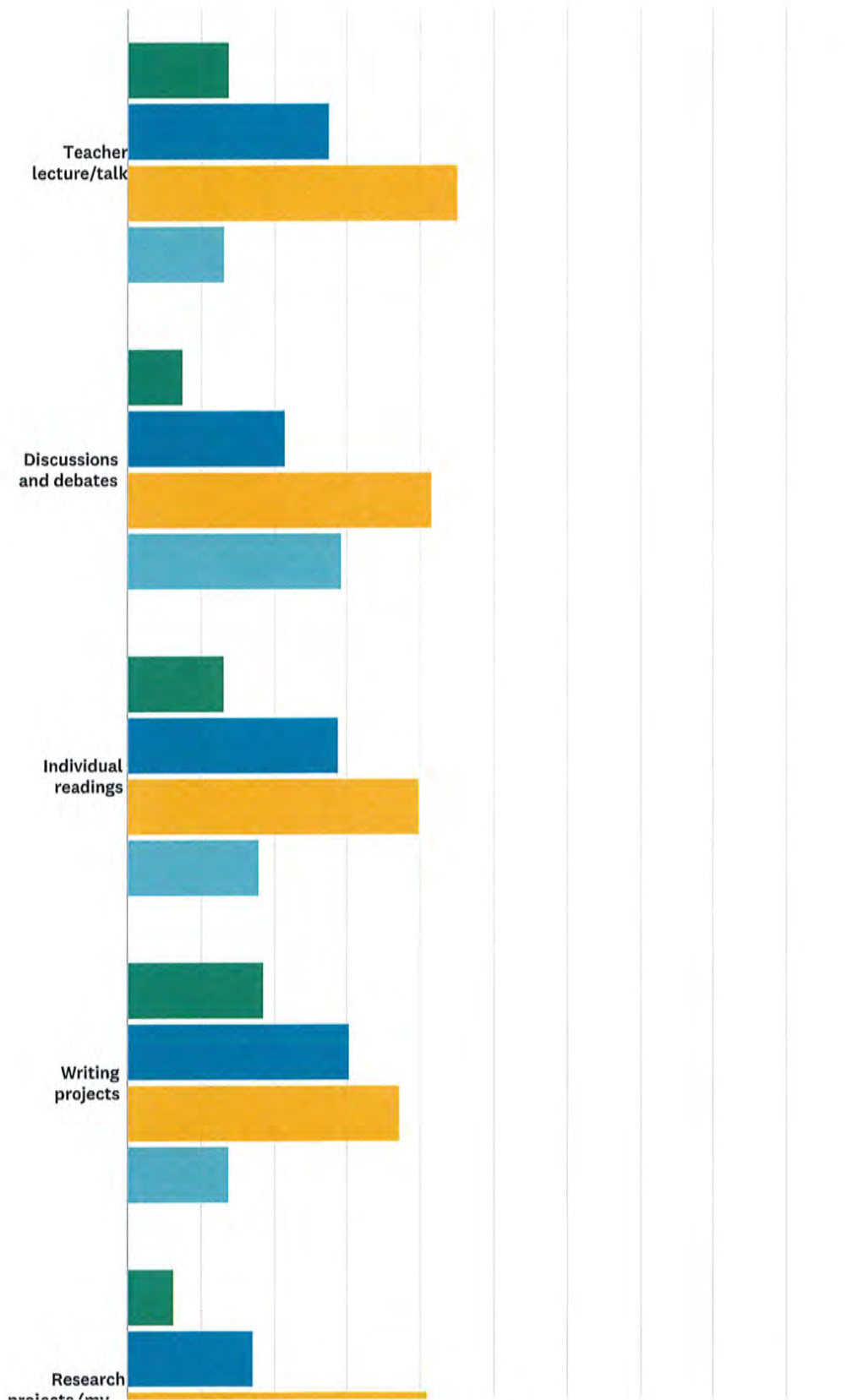
Answered: 4,654 Skipped: 37



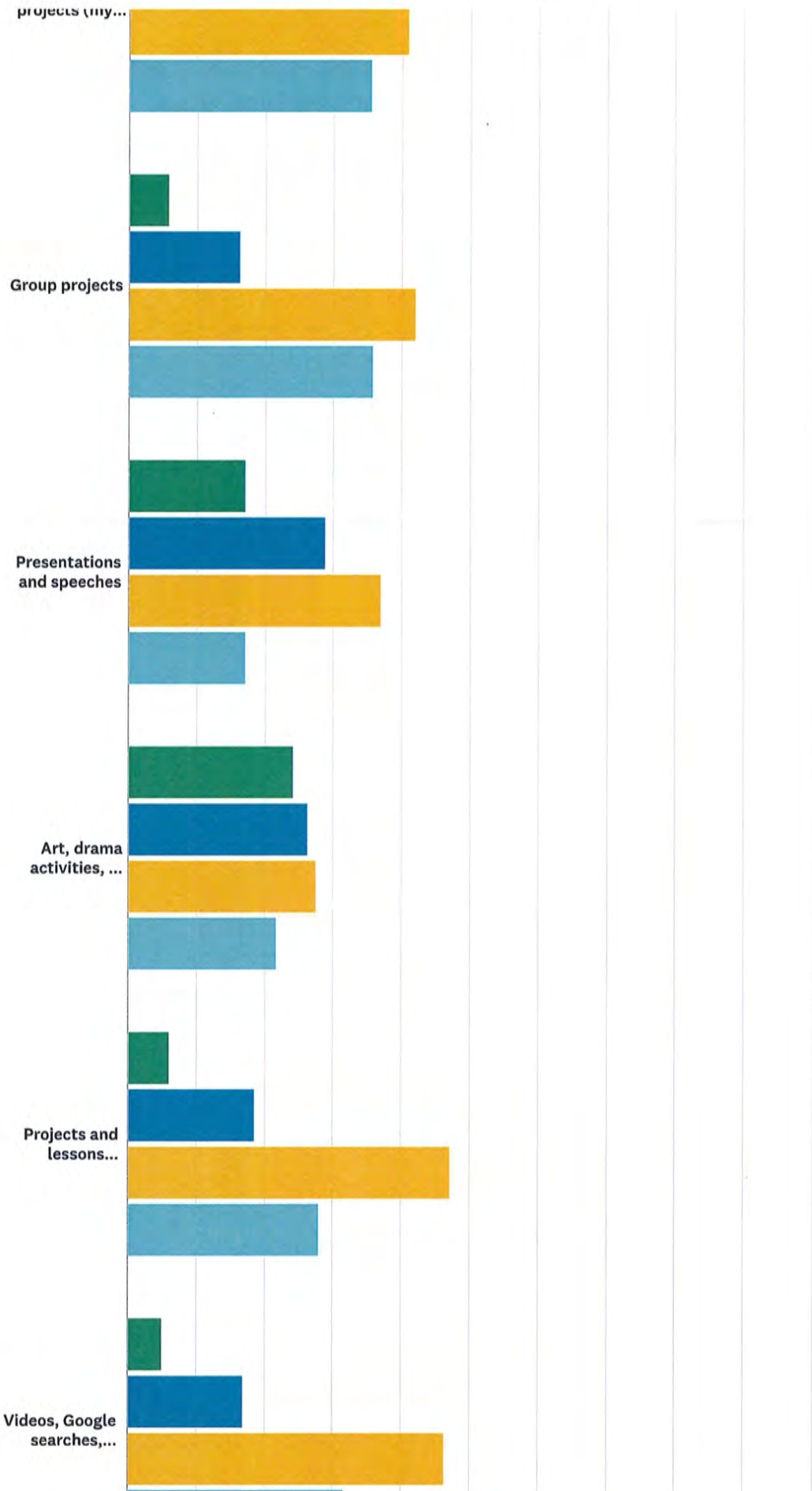
ANSWER CHOICES		RESPONSES	
Strongly agree		81.65%	3,800
Disagree		16.18%	753
Strongly disagree		2.17%	101
TOTAL			4,654

Q11 How much do each of the classroom activities and approach to assignments interest or engage you

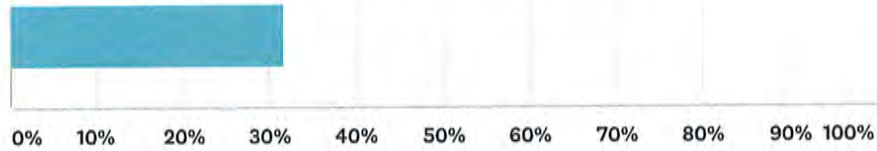
Answered: 4,683 Skipped: 8



Secondary School Climate Survey



Secondary School Climate Survey

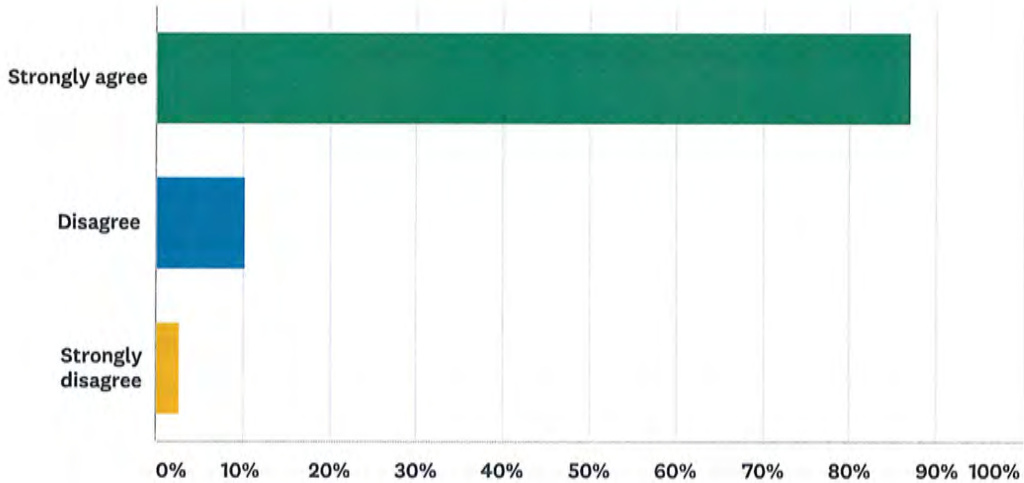


■ Not at all
 ■ Very little
 ■ Some
 ■ Very much

	NOT AT ALL	VERY LITTLE	SOME	VERY MUCH	TOTAL
Teacher lecture/talk	13.89% 640	27.71% 1,277	45.22% 2,084	13.19% 608	4,609
Discussions and debates	7.57% 351	21.45% 994	41.69% 1,932	29.28% 1,357	4,634
Individual readings	13.24% 603	28.80% 1,312	39.96% 1,820	18.00% 820	4,555
Writing projects	18.68% 857	30.37% 1,393	37.24% 1,708	13.71% 629	4,587
Research projects (my choice to present the way I want)	6.33% 295	17.09% 797	41.07% 1,915	35.51% 1,656	4,663
Group projects	5.94% 277	16.26% 758	42.07% 1,961	35.72% 1,665	4,661
Presentations and speeches	17.10% 781	28.79% 1,315	36.97% 1,689	17.14% 783	4,568
Art, drama activities, and role plays	24.34% 1,133	26.39% 1,228	27.55% 1,282	21.72% 1,011	4,654
Projects and lessons involving technology presentations	6.05% 281	18.63% 866	47.35% 2,201	27.97% 1,300	4,648
Videos, Google searches, websites	5.07% 236	16.96% 790	46.40% 2,162	31.57% 1,471	4,659

Q12 I feel like I belong at my school

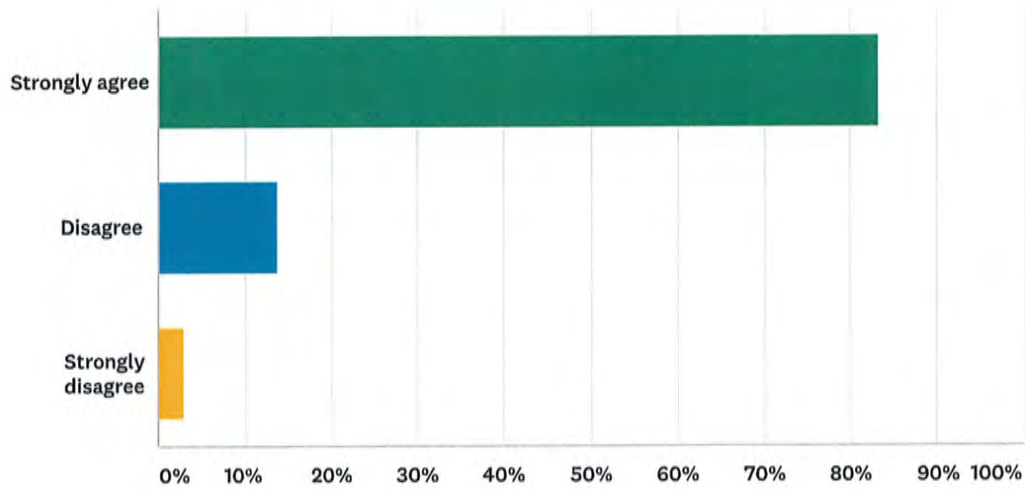
Answered: 4,670 Skipped: 21



ANSWER CHOICES	RESPONSES	
Strongly agree	86.96%	4,061
Disagree	10.34%	483
Strongly disagree	2.70%	126
TOTAL		4,670

Q13 I have opportunities to express myself at school

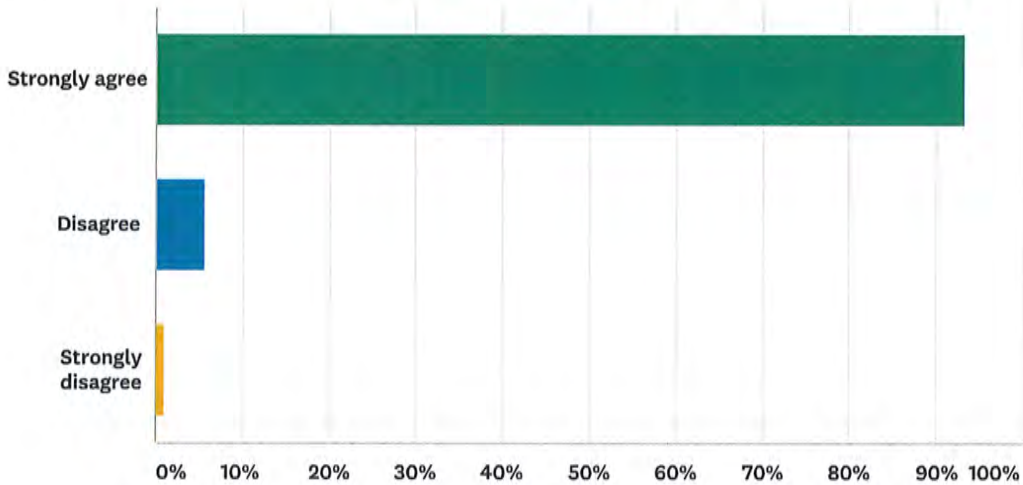
Answered: 4,669 Skipped: 22



ANSWER CHOICES	RESPONSES	
Strongly agree	83.27%	3,888
Disagree	13.84%	646
Strongly disagree	2.89%	135
TOTAL		4,669

Q14 Students have many opportunities in my school to get involved in sports, clubs, and other school activities outside of class

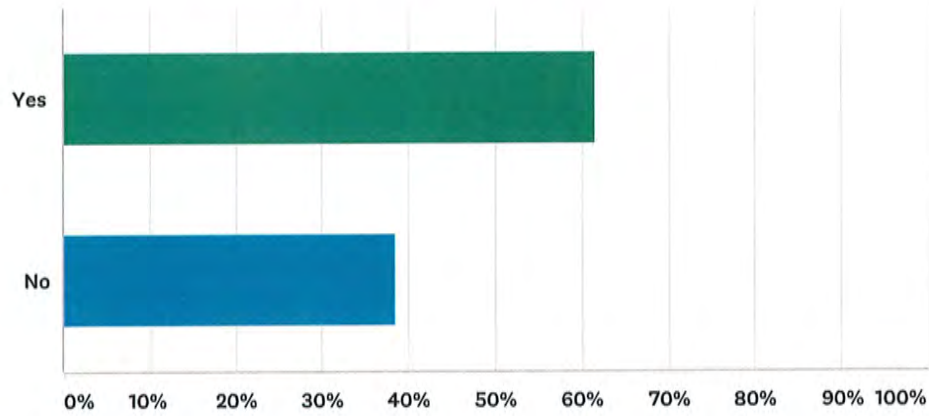
Answered: 4,668 Skipped: 23



ANSWER CHOICES		RESPONSES	
Strongly agree		93.38%	4,359
Disagree		5.57%	260
Strongly disagree		1.05%	49
TOTAL			4,668

Q15 I am involved in an after or before school club or activity

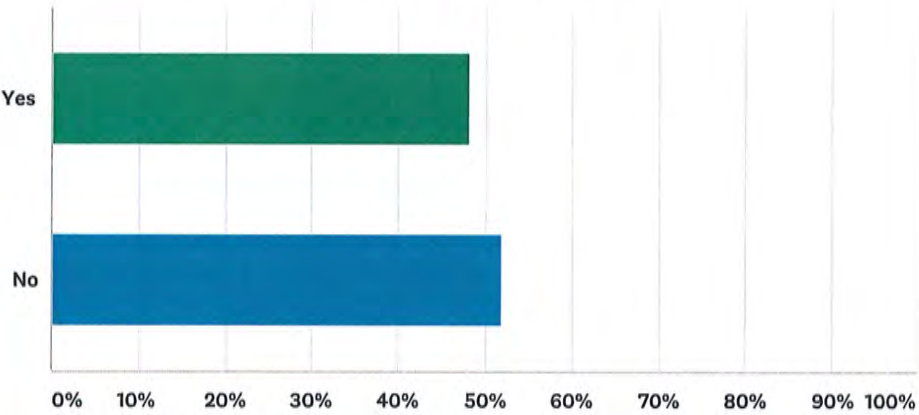
Answered: 4,668 Skipped: 23



ANSWER CHOICES		RESPONSES
Yes	61.59%	2,875
No	38.41%	1,793
TOTAL		4,668

Q16 I am involved in athletics at school

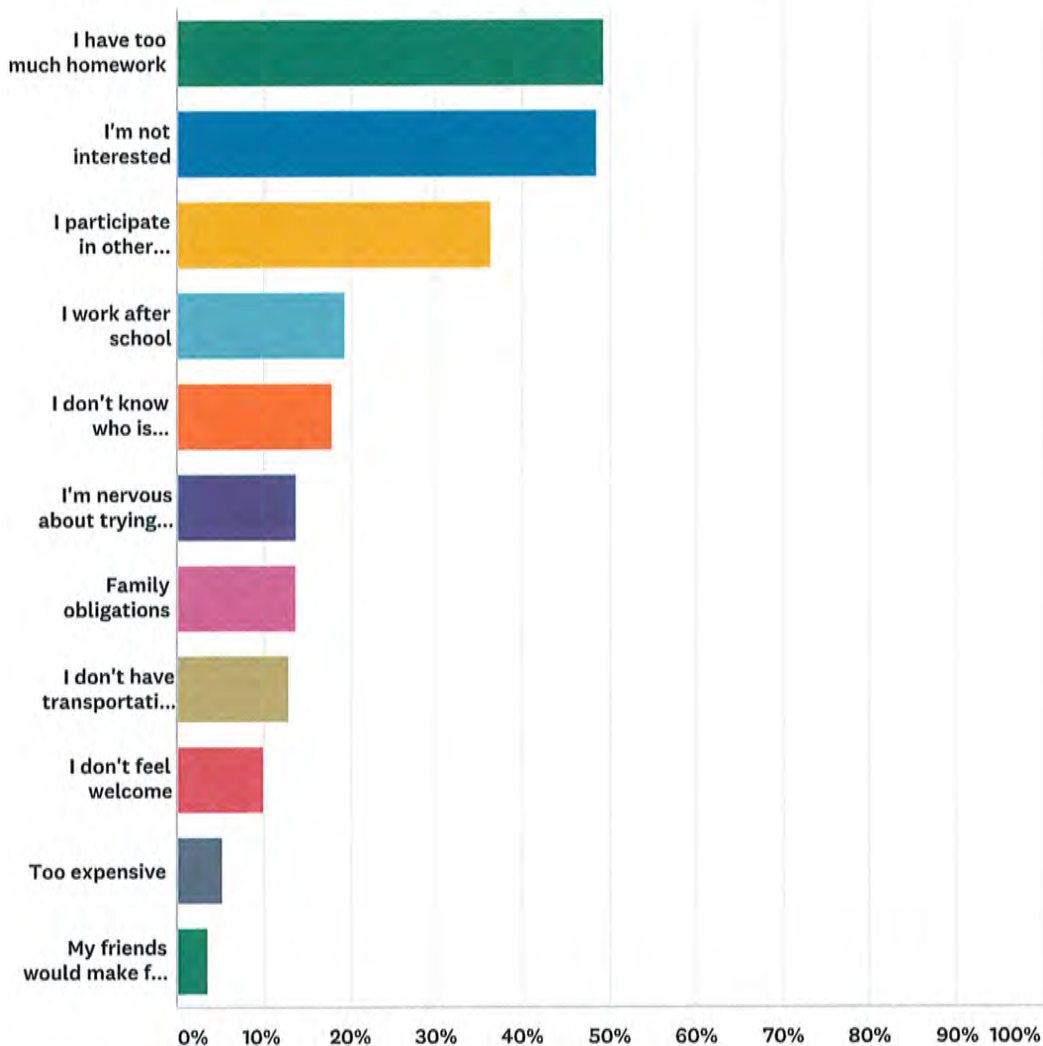
Answered: 4,673 Skipped: 18



ANSWER CHOICES		RESPONSES
Yes	48.06%	2,246
No	51.94%	2,427
TOTAL		4,673

Q17 If you do not participate in clubs, activities, or athletics after school, why not (check all that apply)

Answered: 2,840 Skipped: 1,851



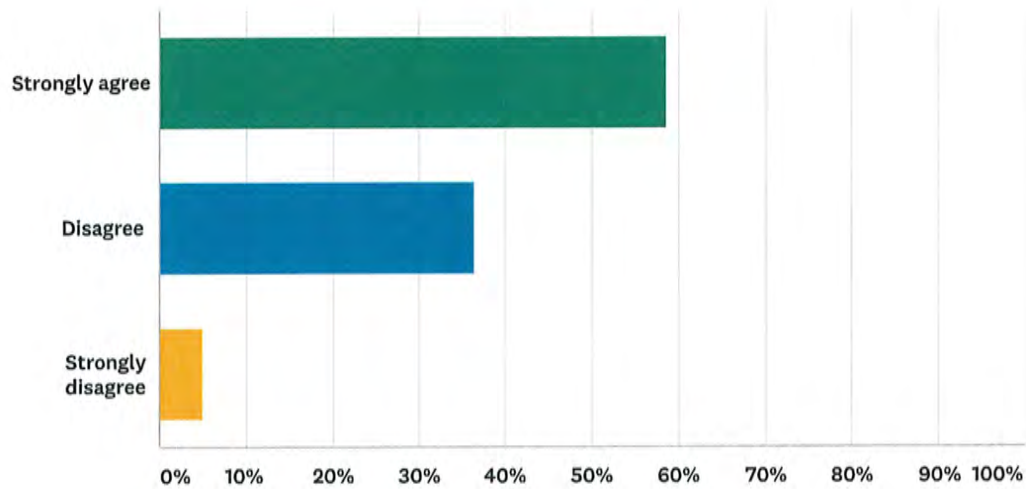
ANSWER CHOICES	RESPONSES	
I have too much homework	49.33%	1,401
I'm not interested	48.59%	1,380
I participate in other community activities	36.44%	1,035
I work after school	19.40%	551
I don't know who is participating	17.96%	510
I'm nervous about trying new things	13.91%	395
Family obligations	13.73%	390
I don't have transportation to get home	12.99%	369
I don't feel welcome	10.00%	284

Secondary School Climate Survey

Too expensive	5.14%	146
My friends would make fun of me	3.52%	100
Total Respondents: 2,840		

Q18 Students at my school do their best, even when work is challenging

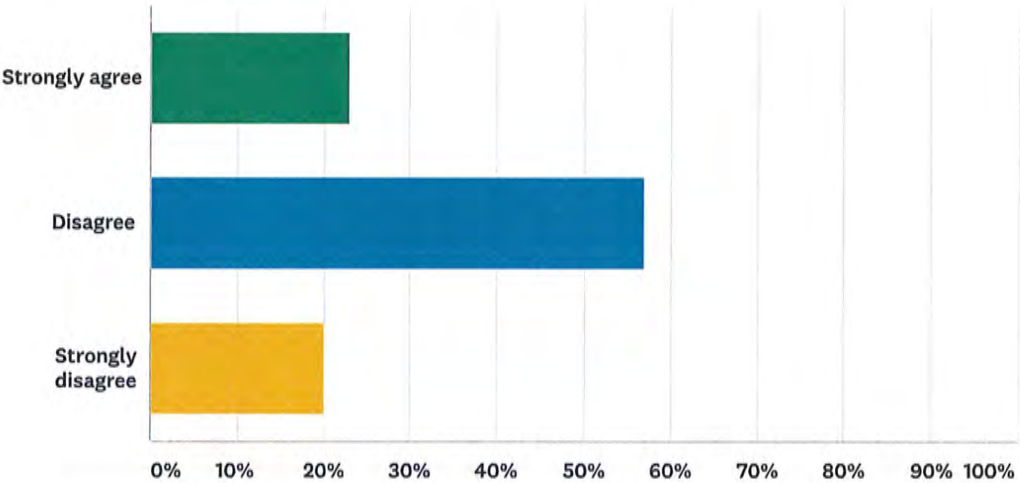
Answered: 4,656 Skipped: 35



ANSWER CHOICES	RESPONSES	
Strongly agree	58.59%	2,728
Disagree	36.32%	1,691
Strongly disagree	5.09%	237
TOTAL		4,656

Q19 Students at my school do all their homework

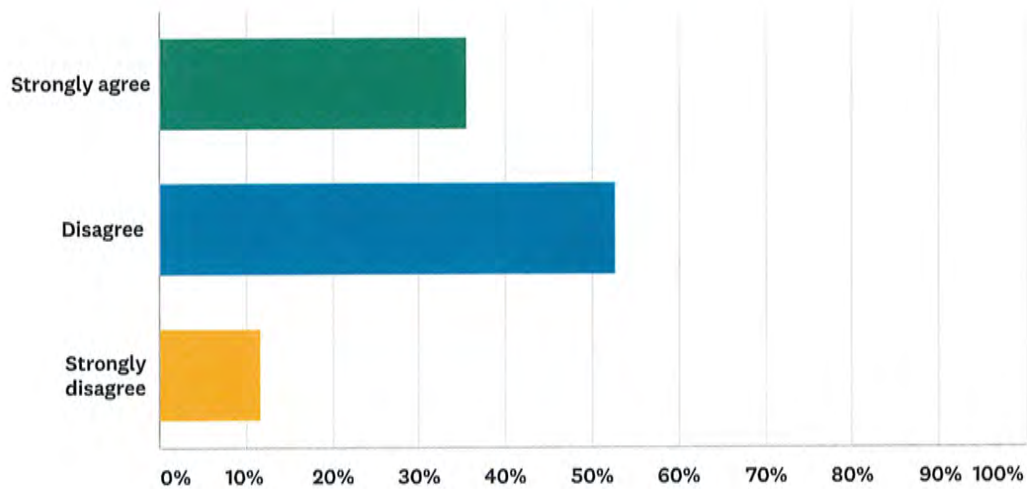
Answered: 4,670 Skipped: 21



ANSWER CHOICES		RESPONSES	
Strongly agree		23.00%	1,074
Disagree		56.90%	2,657
Strongly disagree		20.11%	939
TOTAL			4,670

Q20 Students at my school think it is OK to cheat

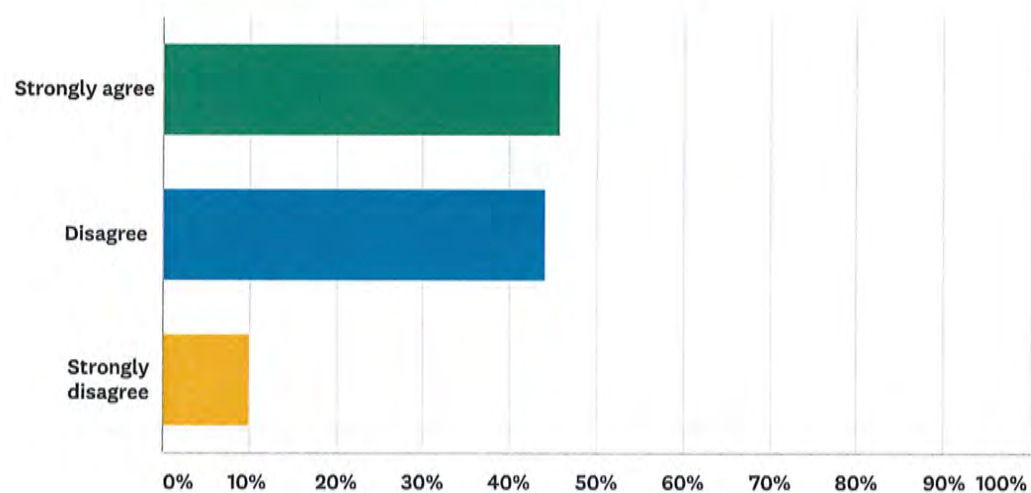
Answered: 4,665 Skipped: 26



ANSWER CHOICES	RESPONSES	
Strongly agree	35.52%	1,657
Disagree	52.73%	2,460
Strongly disagree	11.75%	548
TOTAL		4,665

Q21 Students at my school think it is OK to cheat if other students are cheating

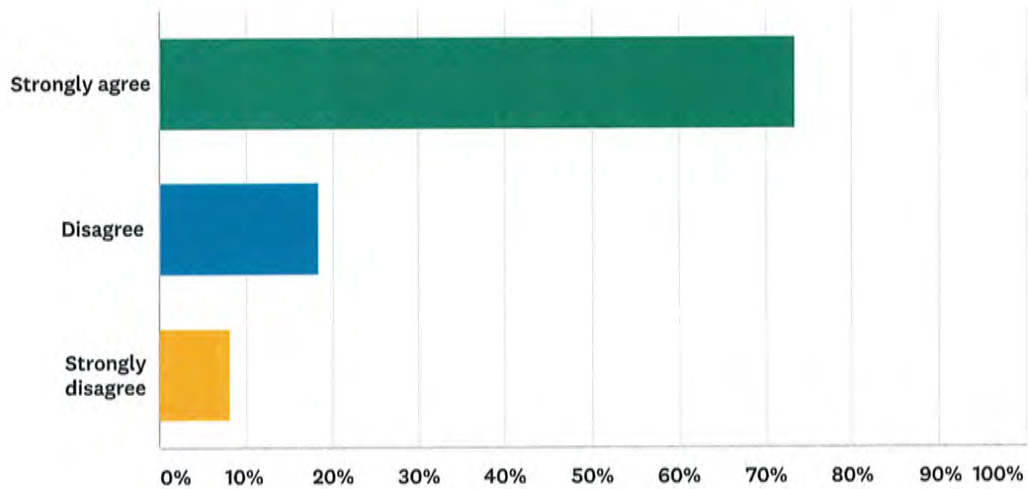
Answered: 4,652 Skipped: 39



ANSWER CHOICES		RESPONSES	
Strongly agree		45.83%	2,132
Disagree		44.20%	2,056
Strongly disagree		9.97%	464
TOTAL			4,652

Q22 I have gone for extra help with my teachers outside of class time

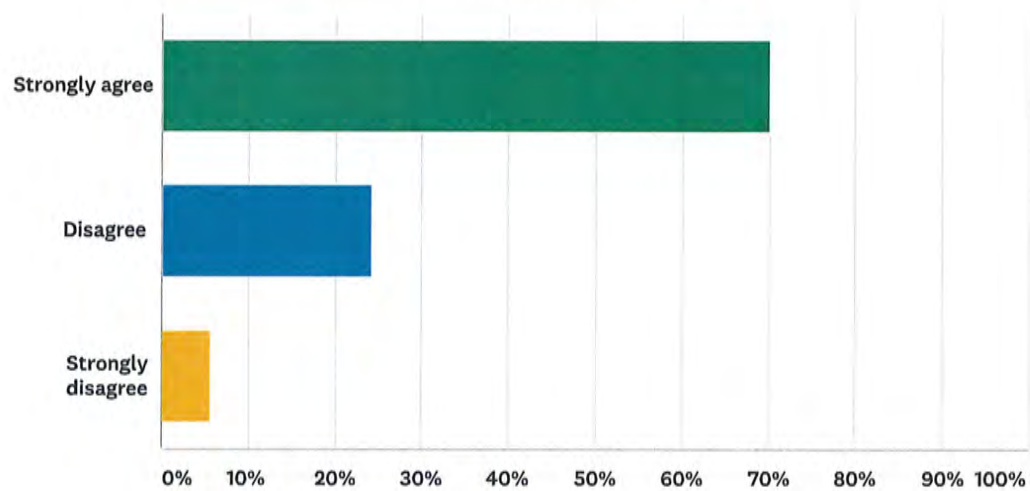
Answered: 4,652 Skipped: 39



ANSWER CHOICES	RESPONSES	
Strongly agree	73.45%	3,417
Disagree	18.38%	855
Strongly disagree	8.17%	380
TOTAL		4,652

Q23 Students at my school treat each other with courtesy and respect

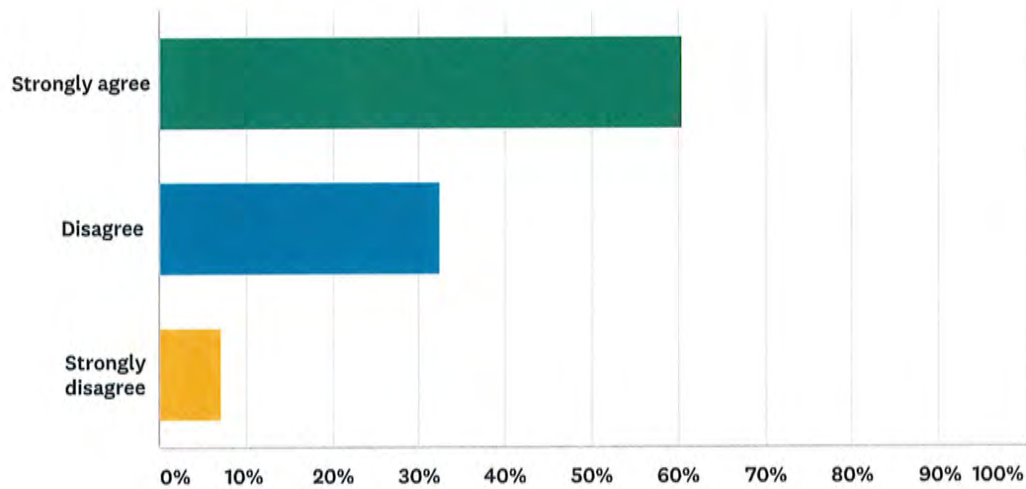
Answered: 4,659 Skipped: 32



ANSWER CHOICES		RESPONSES	
Strongly agree		69.99%	3,261
Disagree		24.30%	1,132
Strongly disagree		5.71%	266
TOTAL			4,659

Q24 Students at my school are well behaved

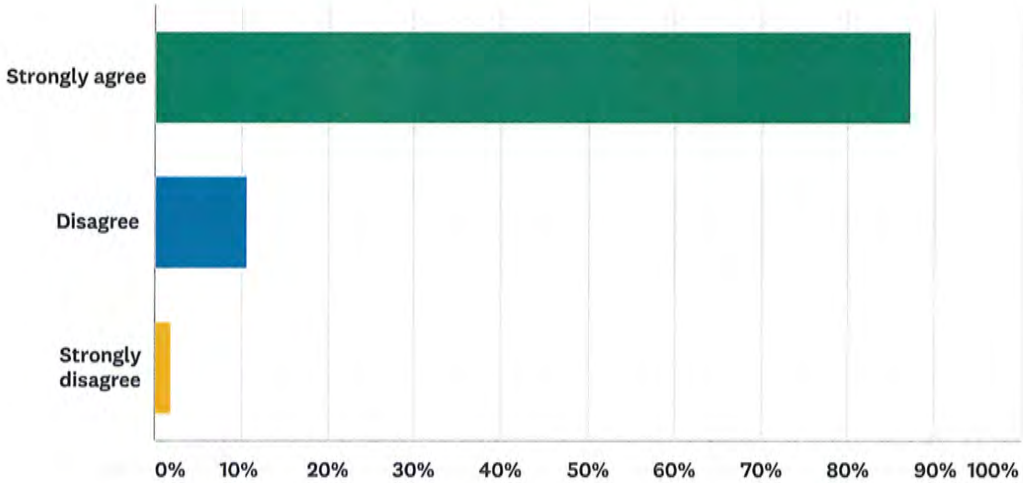
Answered: 4,663 Skipped: 28



ANSWER CHOICES	RESPONSES	
Strongly agree	60.54%	2,823
Disagree	32.36%	1,509
Strongly disagree	7.10%	331
TOTAL		4,663

Q25 Students at my school help each other when asked

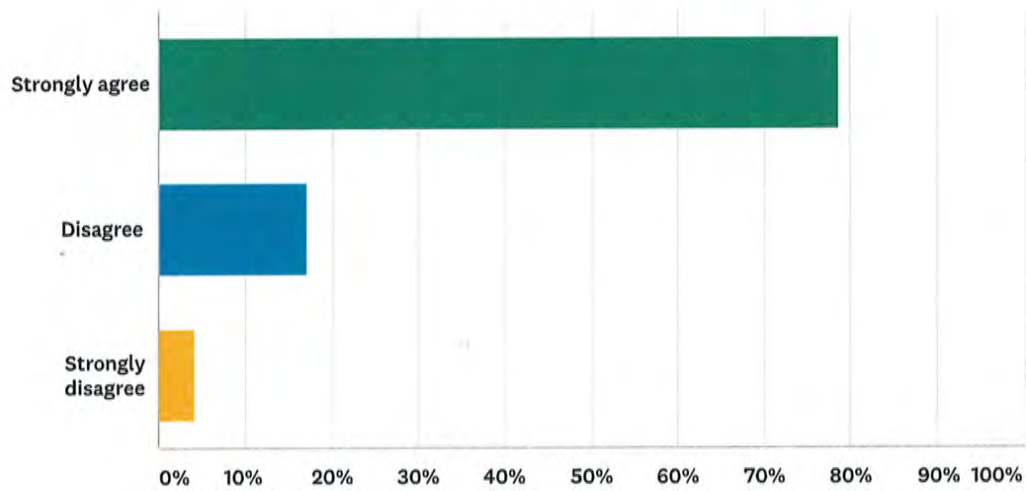
Answered: 4,659 Skipped: 32



ANSWER CHOICES		RESPONSES	
Strongly agree		87.34%	4,069
Disagree		10.75%	501
Strongly disagree		1.91%	89
TOTAL			4,659

Q26 Students at my school respect differences in other students

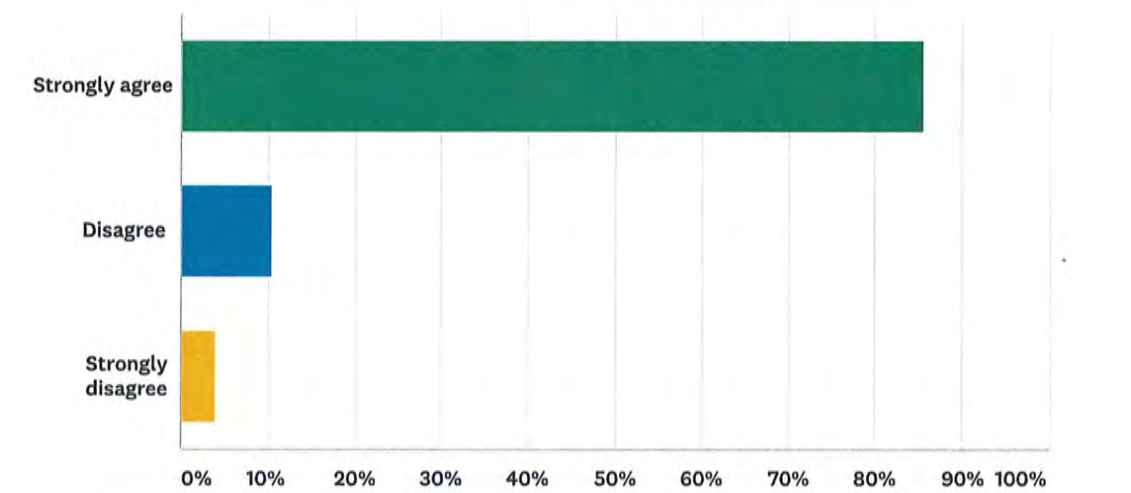
Answered: 4,657 Skipped: 34



ANSWER CHOICES	RESPONSES	
Strongly agree	78.63%	3,662
Disagree	17.11%	797
Strongly disagree	4.25%	198
TOTAL		4,657

Q27 I would recommend this school to others

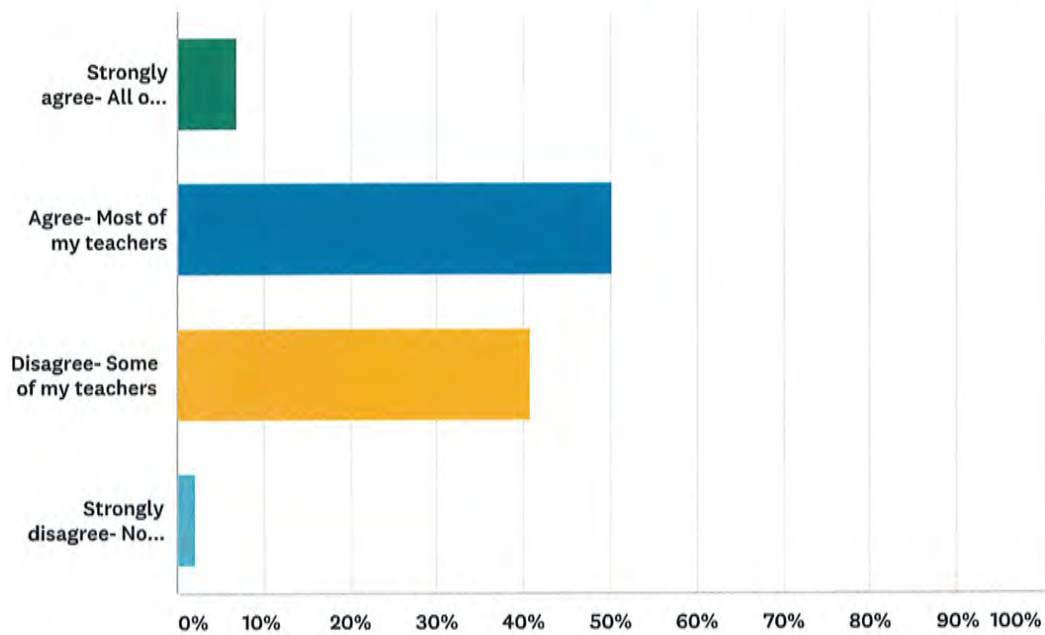
Answered: 4,650 Skipped: 41



ANSWER CHOICES		RESPONSES	
Strongly agree		85.66%	3,983
Disagree		10.47%	487
Strongly disagree		3.87%	180
TOTAL			4,650

Q28 My teachers make learning interesting

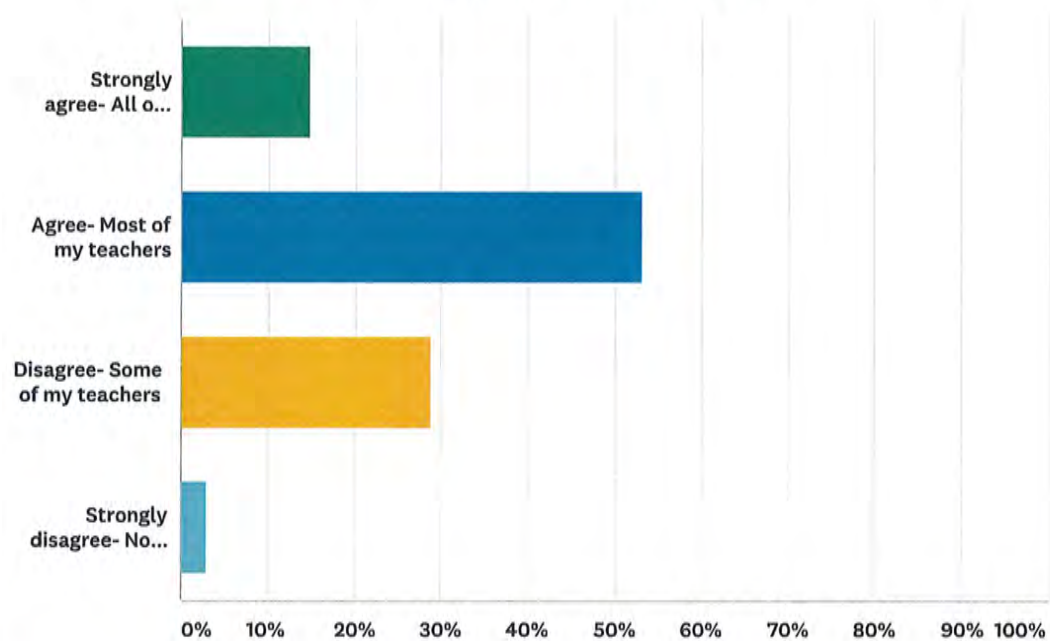
Answered: 4,658 Skipped: 33



ANSWER CHOICES	RESPONSES	
Strongly agree- All of my teachers	7.00%	326
Agree- Most of my teachers	50.11%	2,334
Disagree- Some of my teachers	40.85%	1,903
Strongly disagree- None of my teachers	2.04%	95
TOTAL		4,658

Q29 My teachers encourage students to take risks and share their ideas about things we are learning in class

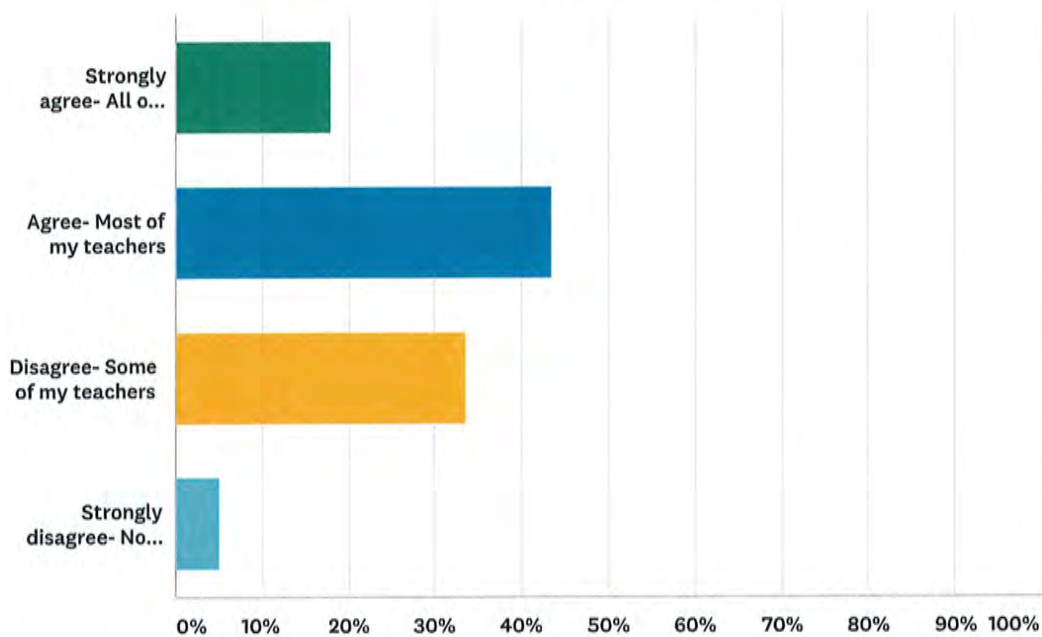
Answered: 4,659 Skipped: 32



ANSWER CHOICES	RESPONSES	
Strongly agree- All of my teachers	14.92%	695
Agree- Most of my teachers	53.17%	2,477
Disagree- Some of my teachers	28.95%	1,349
Strongly disagree- None of my teachers	2.96%	138
TOTAL		4,659

Q30 My teachers help me improve my work if I do poorly on an assignment

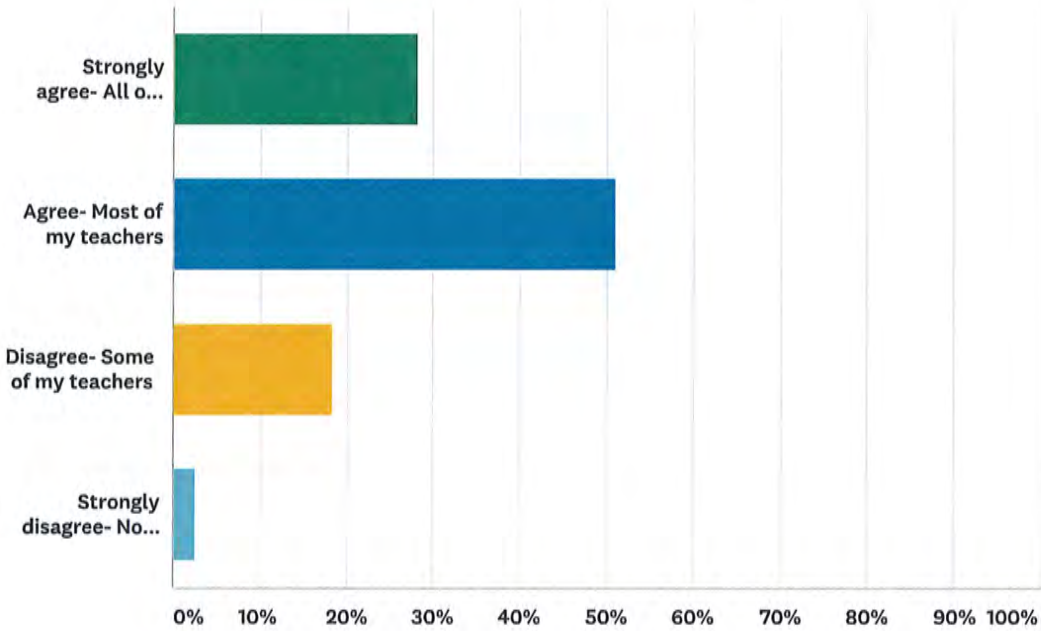
Answered: 4,651 Skipped: 40



ANSWER CHOICES	RESPONSES	
Strongly agree- All of my teachers	17.93%	834
Agree- Most of my teachers	43.52%	2,024
Disagree- Some of my teachers	33.63%	1,564
Strongly disagree- None of my teachers	4.92%	229
TOTAL		4,651

Q31 My teachers challenge me to do my personal best

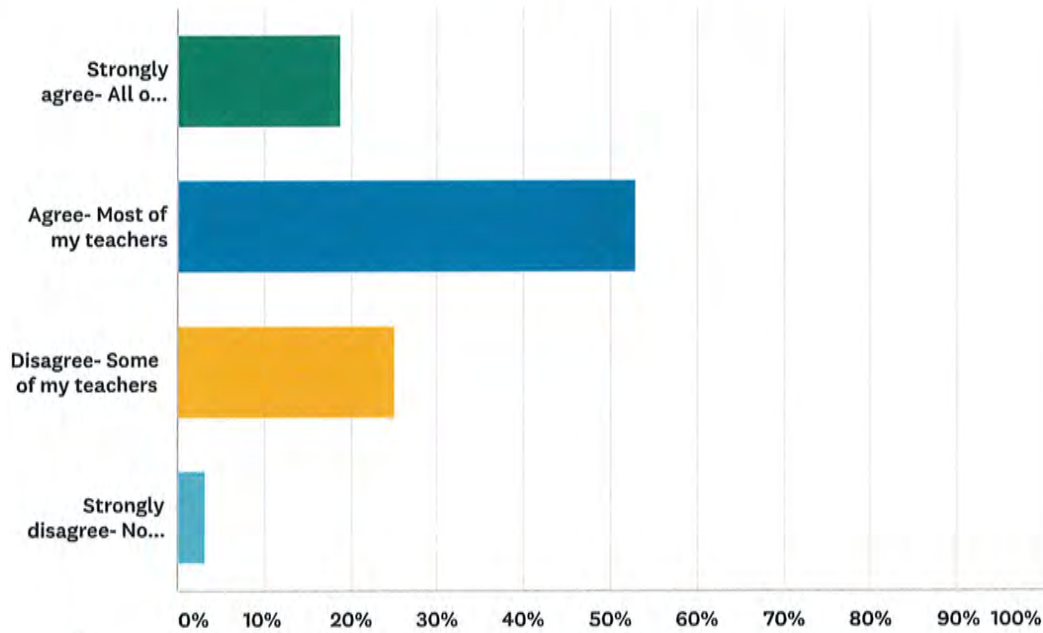
Answered: 4,654 Skipped: 37



ANSWER CHOICES	RESPONSES	
Strongly agree- All of my teachers	28.28%	1,316
Agree- Most of my teachers	50.99%	2,373
Disagree- Some of my teachers	18.33%	853
Strongly disagree- None of my teachers	2.41%	112
TOTAL		4,654

Q32 My teachers communicate important day-to-day information to me

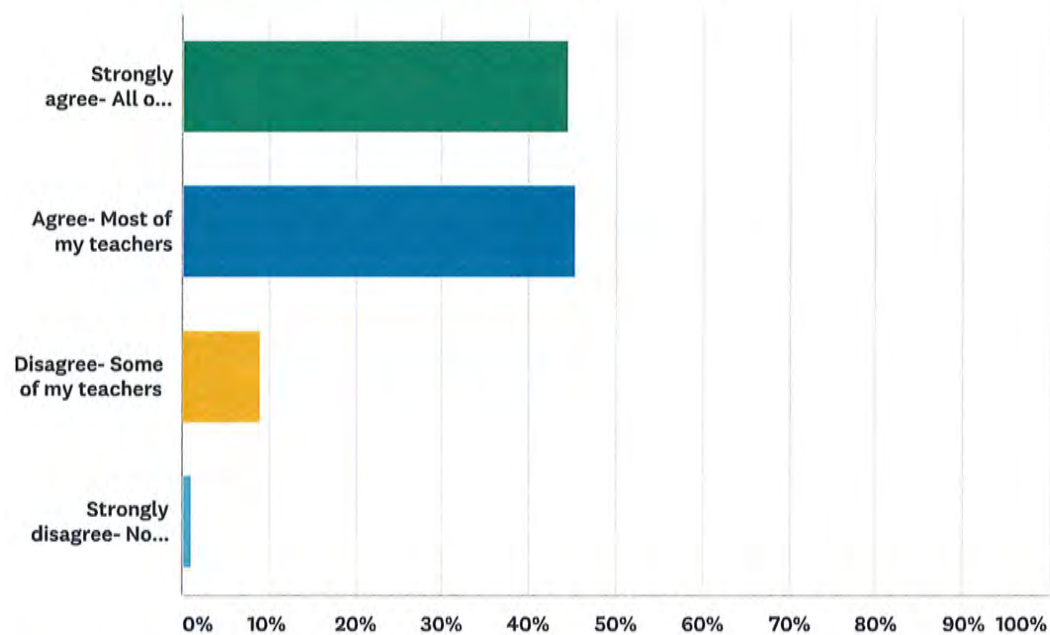
Answered: 4,647 Skipped: 44



ANSWER CHOICES	RESPONSES	
Strongly agree- All of my teachers	18.76%	872
Agree- Most of my teachers	53.00%	2,463
Disagree- Some of my teachers	25.09%	1,166
Strongly disagree- None of my teachers	3.14%	146
TOTAL		4,647

Q33 My teachers listen to me when I speak in class

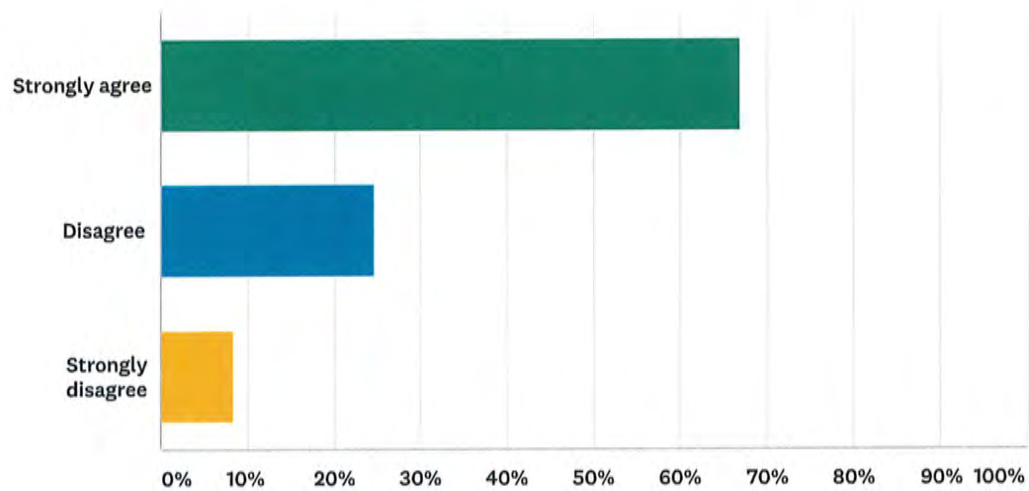
Answered: 4,652 Skipped: 39



ANSWER CHOICES	RESPONSES	
Strongly agree- All of my teachers	44.63%	2,076
Agree- Most of my teachers	45.36%	2,110
Disagree- Some of my teachers	8.92%	415
Strongly disagree- None of my teachers	1.10%	51
TOTAL		4,652

Q34 I can talk to my teachers about problems or concerns

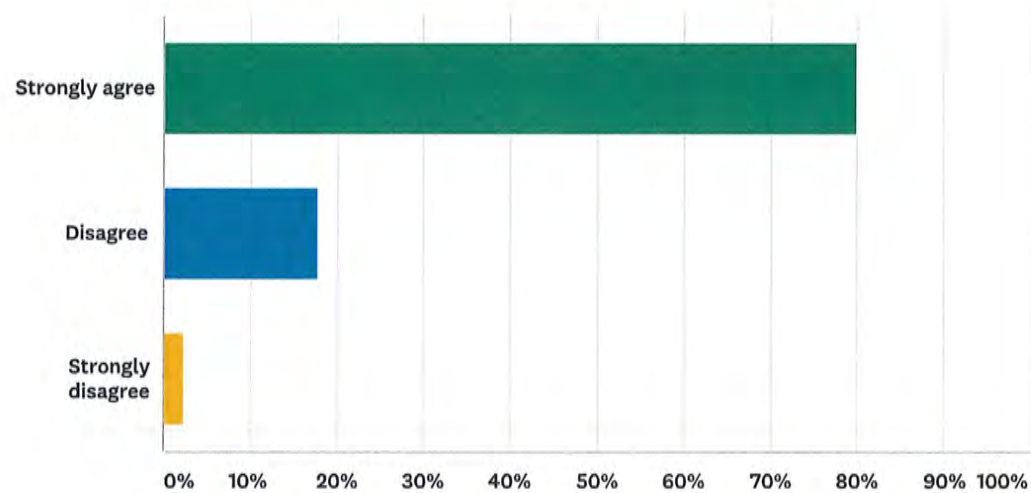
Answered: 4,646 Skipped: 45



ANSWER CHOICES	RESPONSES	
Strongly agree	66.98%	3,112
Disagree	24.73%	1,149
Strongly disagree	8.29%	385
TOTAL		4,646

Q35 My teachers give me the opportunity to show what I have learned in many ways

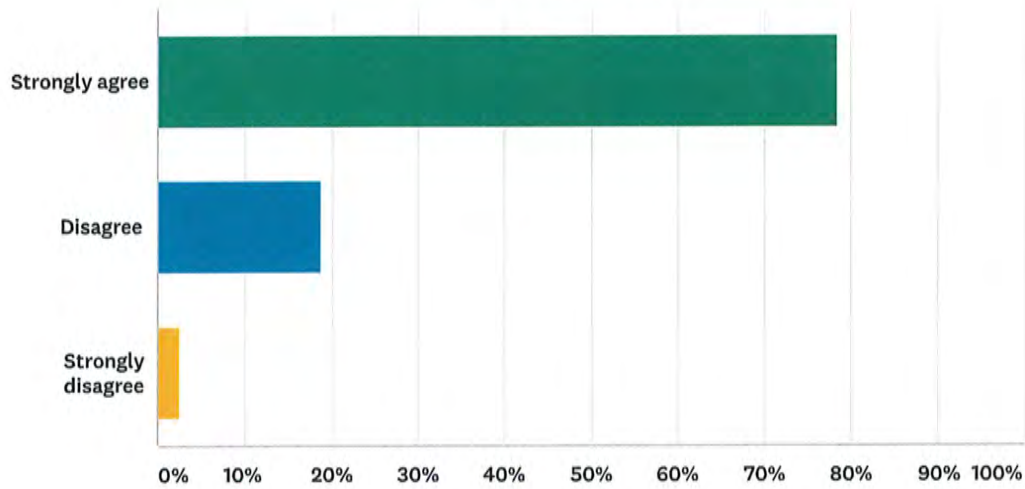
Answered: 4,646 Skipped: 45



ANSWER CHOICES		RESPONSES	
Strongly agree		79.88%	3,711
Disagree		17.80%	827
Strongly disagree		2.32%	108
TOTAL			4,646

Q36 My teachers show me how to understand and learn from my mistake

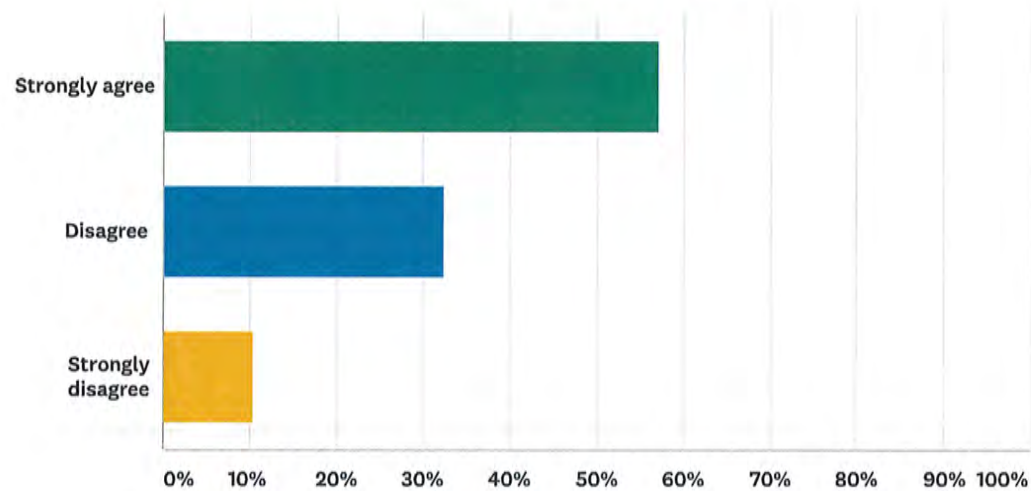
Answered: 4,654 Skipped: 37



ANSWER CHOICES	RESPONSES	
Strongly agree	78.51%	3,654
Disagree	18.93%	881
Strongly disagree	2.56%	119
TOTAL		4,654

Q37 Teachers and other adults at this school listen to students' ideas about how to improve the school

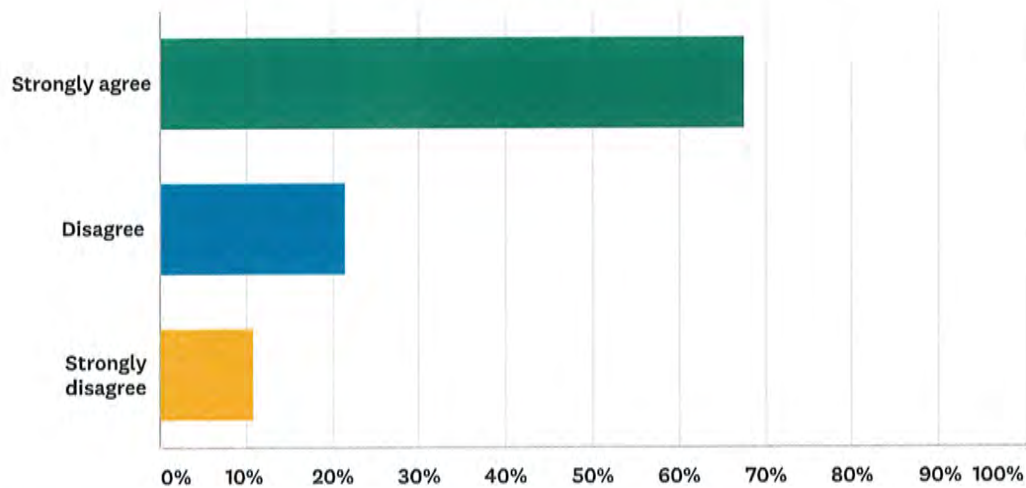
Answered: 4,642 Skipped: 49



ANSWER CHOICES		RESPONSES
Strongly agree	57.11%	2,651
Disagree	32.46%	1,507
Strongly disagree	10.43%	484
TOTAL		4,642

Q38 I have a close trusting relationship with at least one adult at my school to whom I can go with a problem or concern

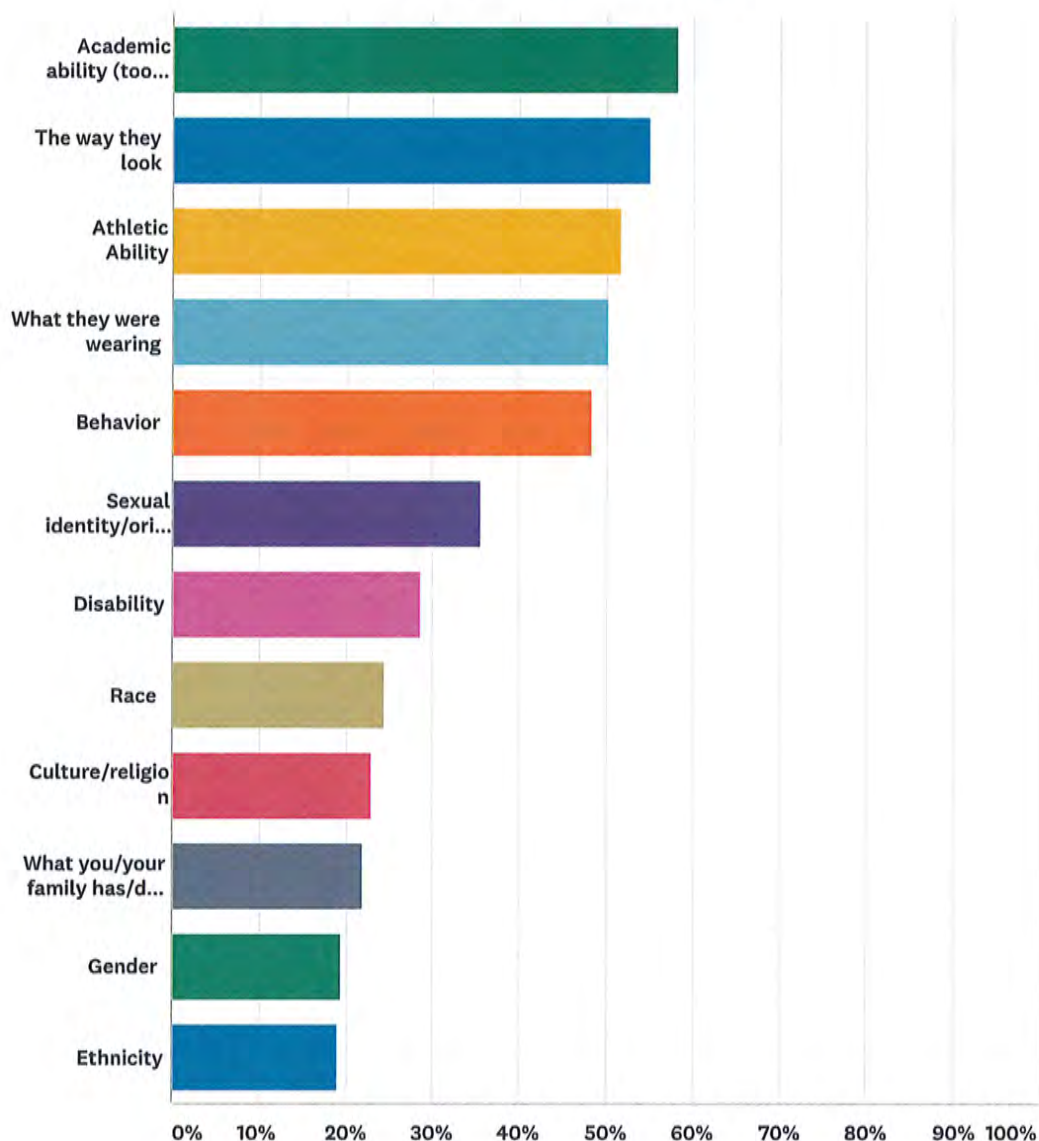
Answered: 4,649 Skipped: 42



ANSWER CHOICES		RESPONSES	
Strongly agree		67.58%	3,142
Disagree		21.57%	1,003
Strongly disagree		10.84%	504
TOTAL			4,649

Q39 I have seen students being insulted, teased or made fun of or excluded by other students because of the following: (check all that apply)

Answered: 3,902 Skipped: 789



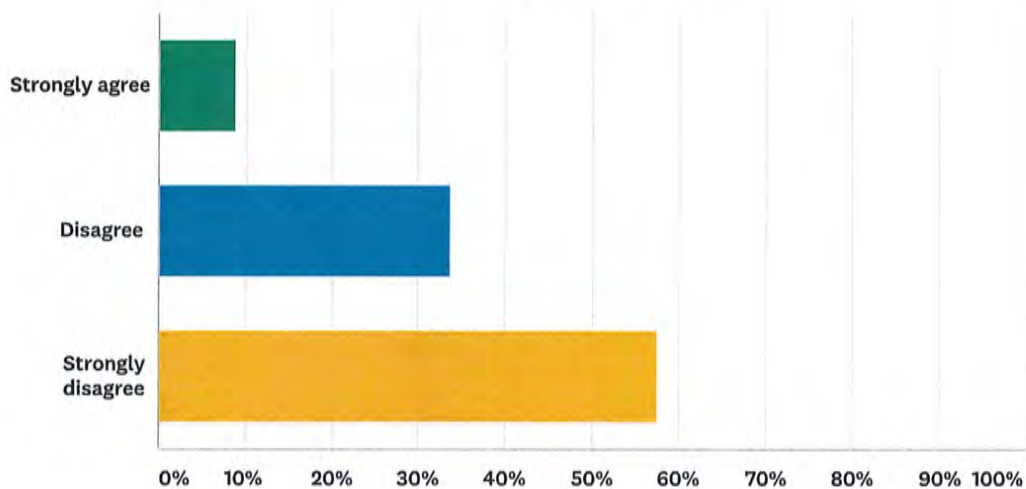
ANSWER CHOICES	RESPONSES	
Academic ability (too smart/not smart)	58.23%	2,272
The way they look	54.95%	2,144
Athletic Ability	51.72%	2,018
What they were wearing	50.21%	1,959
Behavior	48.33%	1,886
Sexual identity/orientation	35.49%	1,385

Secondary School Climate Survey

Disability	28.73%	1,121
Race	24.47%	955
Culture/religion	23.04%	899
What you/your family has/does not have	21.94%	856
Gender	19.55%	763
Ethnicity	18.96%	740
Total Respondents: 3,902		

Q40 I have felt threatened or made to feel physically unsafe by an adult at my school

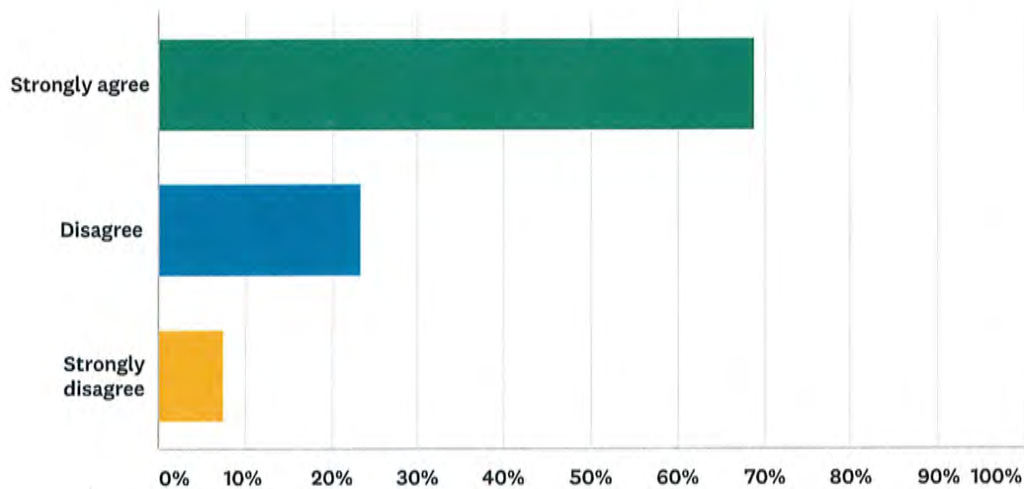
Answered: 4,643 Skipped: 48



ANSWER CHOICES		RESPONSES	
Strongly agree		8.81%	409
Disagree		33.73%	1,566
Strongly disagree		57.46%	2,668
TOTAL			4,643

Q41 I have seen students spread rumors or gossip through social media

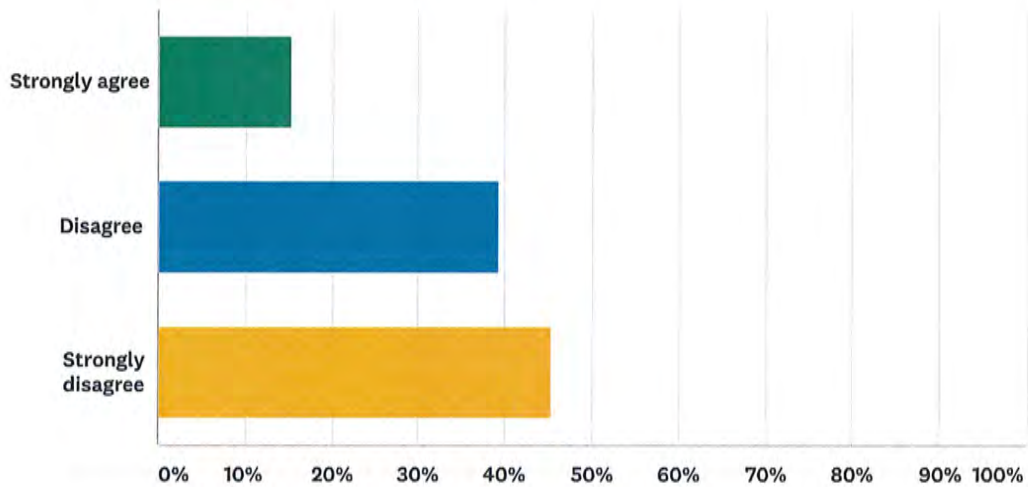
Answered: 4,629 Skipped: 62



ANSWER CHOICES	RESPONSES	
Strongly agree	68.91%	3,190
Disagree	23.48%	1,087
Strongly disagree	7.60%	352
TOTAL		4,629

Q42 I have been the target of hurtful communication through social media

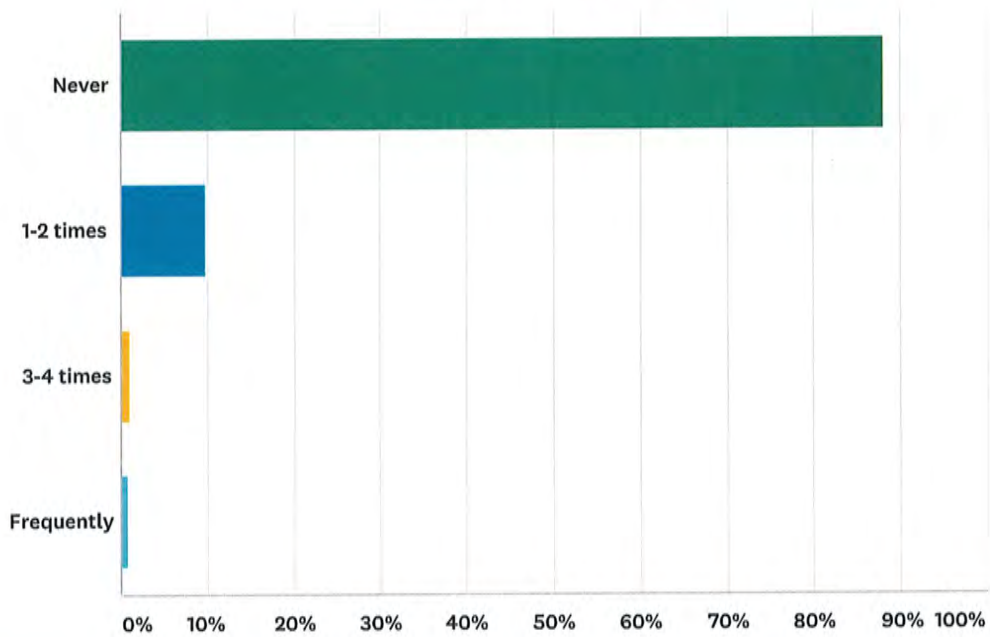
Answered: 4,633 Skipped: 58



ANSWER CHOICES		RESPONSES	
Strongly agree		15.17%	703
Disagree		39.43%	1,827
Strongly disagree		45.39%	2,103
TOTAL			4,633

Q43 I have used social media to hurt others

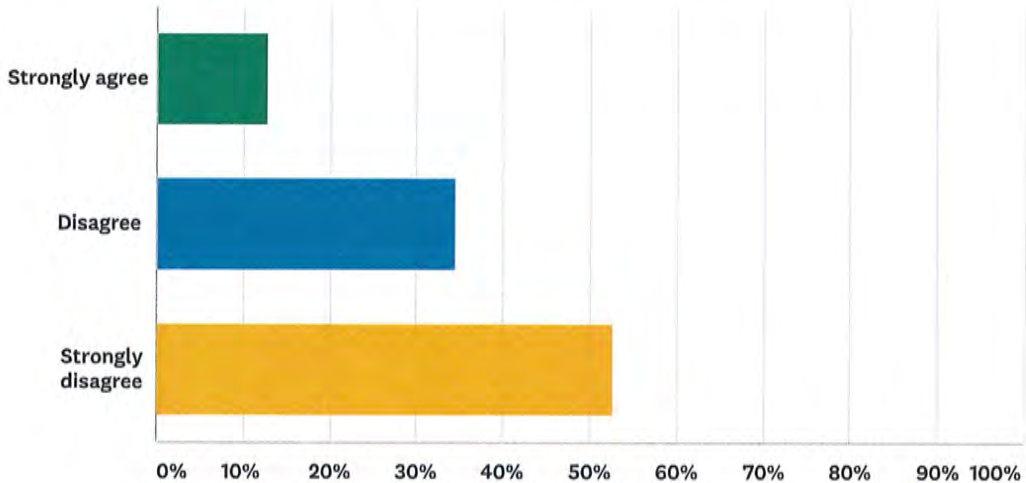
Answered: 4,642 Skipped: 49



ANSWER CHOICES	RESPONSES	
Never	88.15%	4,092
1-2 times	9.89%	459
3-4 times	1.08%	50
Frequently	0.88%	41
TOTAL		4,642

Q44 I have been hurt or physically threatened by other students

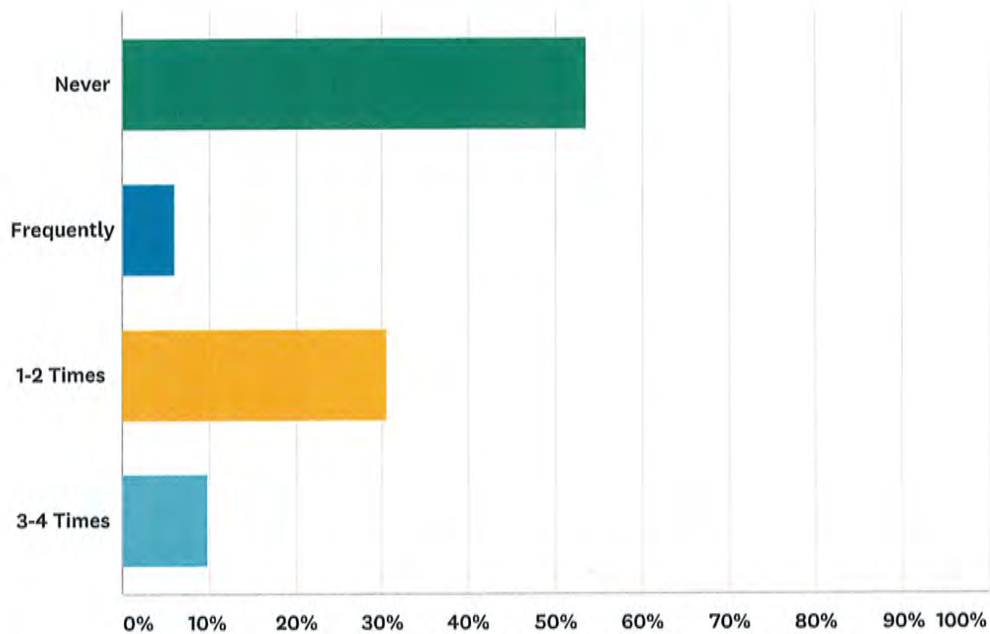
Answered: 4,652 Skipped: 39



ANSWER CHOICES		RESPONSES	
Strongly agree		12.77%	594
Disagree		34.61%	1,610
Strongly disagree		52.62%	2,448
TOTAL			4,652

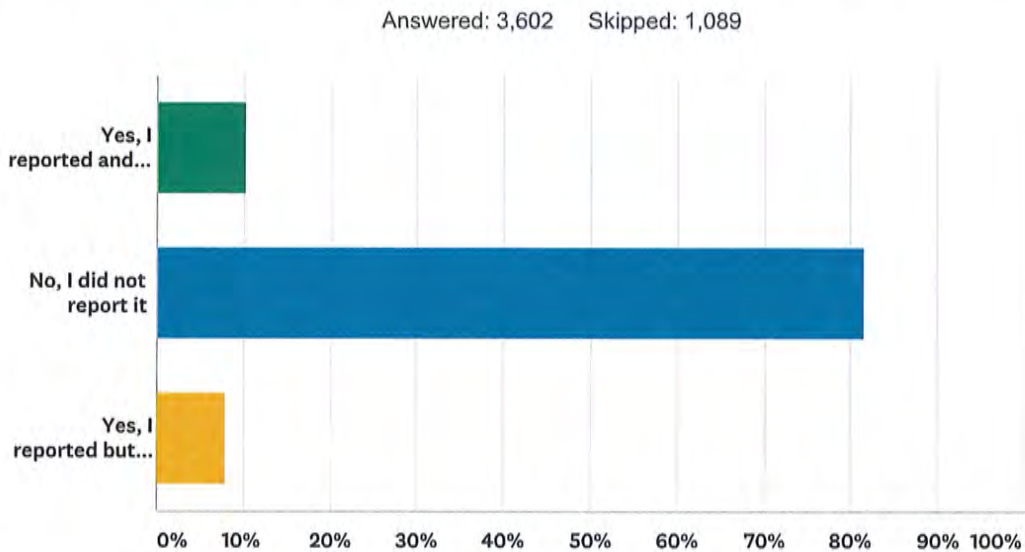
Q45 I have been insulted, teased, made fun of, or excluded by other students at my school

Answered: 4,646 Skipped: 45



ANSWER CHOICES	RESPONSES	
Never	53.55%	2,488
Frequently	6.03%	280
1-2 Times	30.63%	1,423
3-4 Times	9.79%	455
TOTAL		4,646

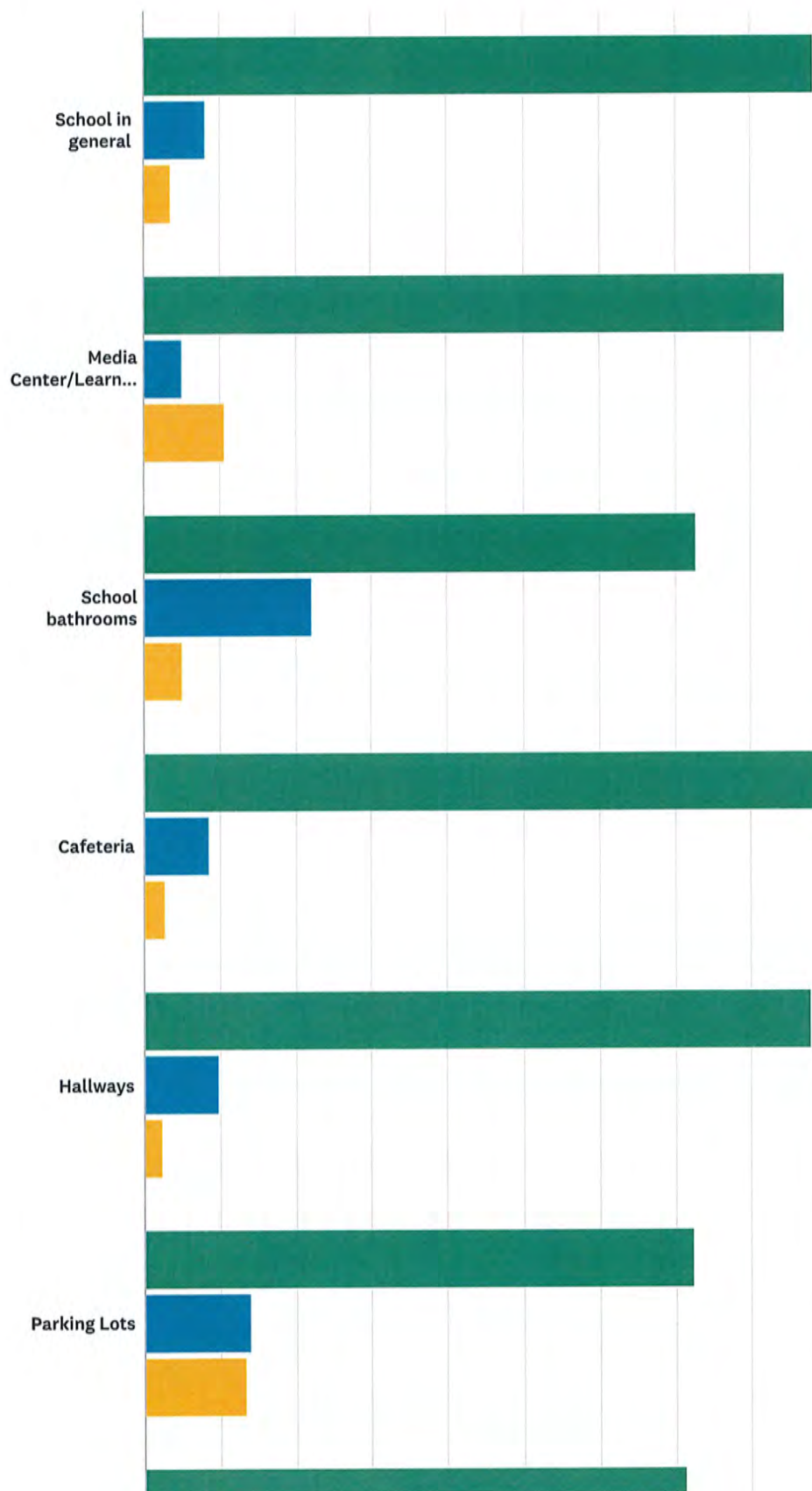
Q46 When you were insulted, teased, made fun of, or excluded did you report it?



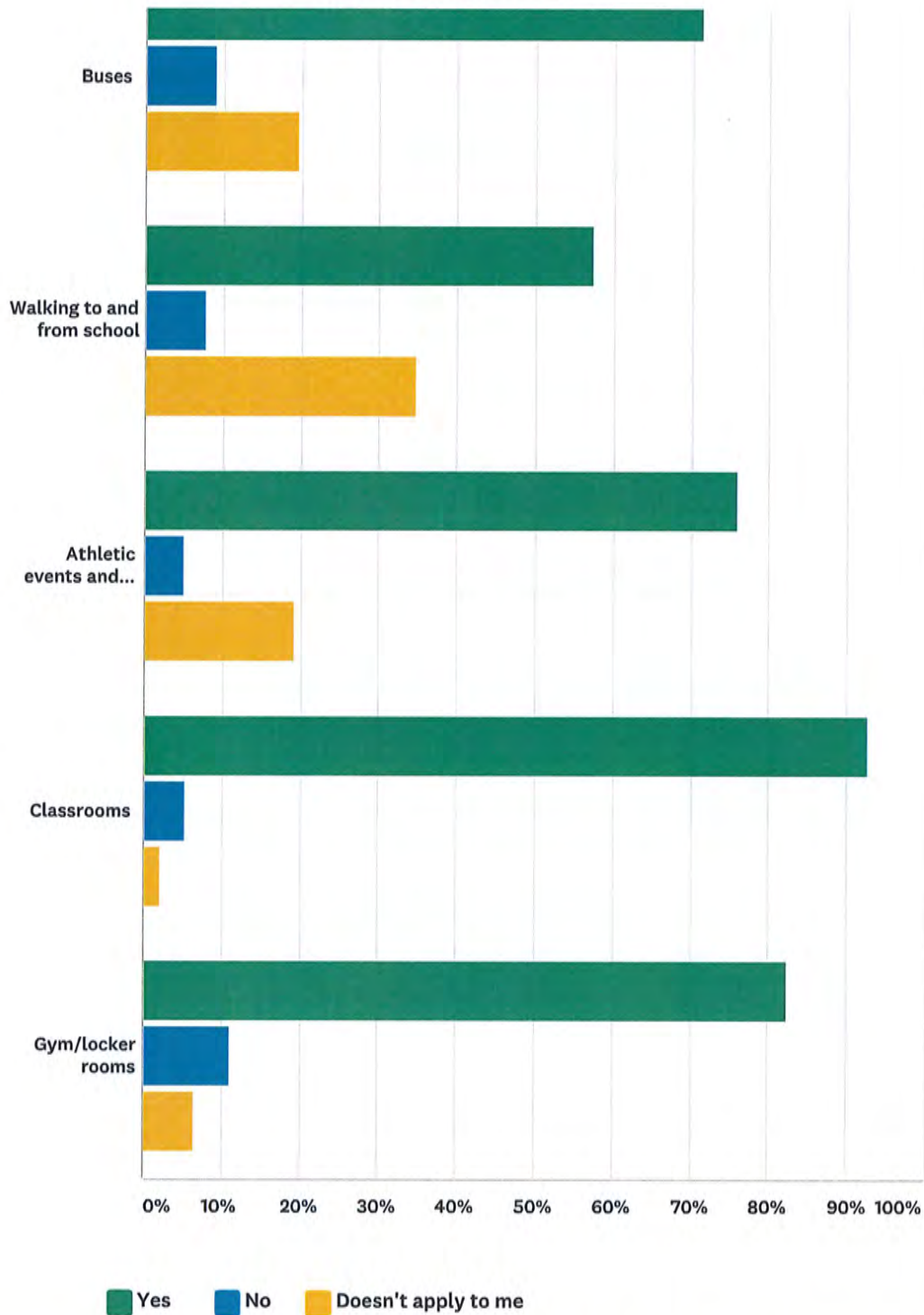
ANSWER CHOICES	RESPONSES	
Yes, I reported and was satisfied with the result	10.33%	372
No, I did not report it	81.65%	2,941
Yes, I reported but was dissatisfied with the result	8.02%	289
TOTAL		3,602

Q47 I feel physically safe when in the following spaces at school

Answered: 4,651 Skipped: 40



Secondary School Climate Survey



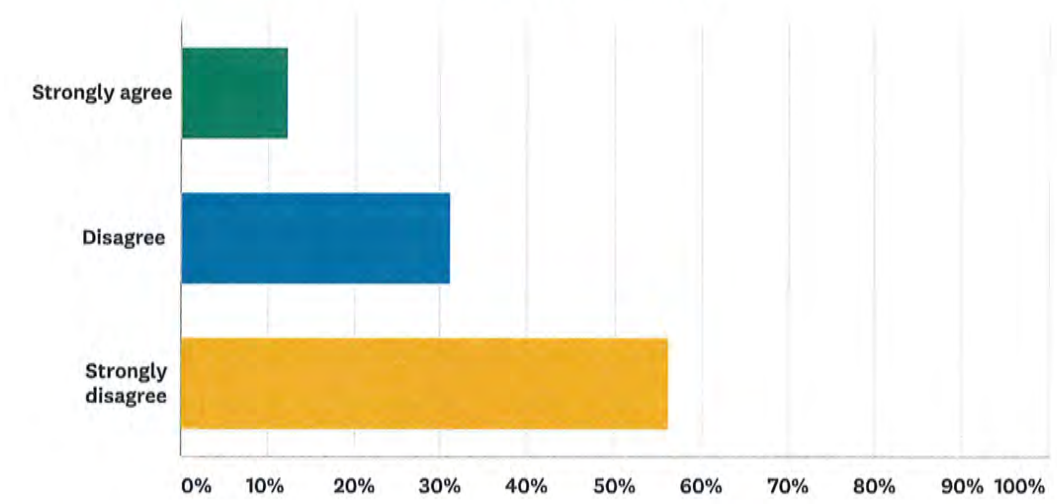
	YES	NO	DOESN'T APPLY TO ME	TOTAL	WEIGHTED AVERAGE
School in general	88.34% 4,031	8.11% 370	3.55% 162	4,563	1.15
Media Center/Learning Commons	84.48% 3,877	4.92% 226	10.59% 486	4,589	1.26
School bathrooms	72.87% 3,338	22.16% 1,015	4.98% 228	4,581	1.32
Cafeteria	88.68% 4,074	8.60% 395	2.72% 125	4,594	1.14

Secondary School Climate Survey

Hallways	87.87% 4,021	9.88% 452	2.25% 103	4,576	1.14
Parking Lots	72.48% 3,316	14.03% 642	13.49% 617	4,575	1.41
Buses	71.30% 3,257	9.08% 415	19.61% 896	4,568	1.48
Walking to and from school	57.37% 2,628	7.84% 359	34.80% 1,594	4,581	1.77
Athletic events and activities	75.88% 3,480	4.95% 227	19.17% 879	4,586	1.43
Classrooms	92.77% 4,275	5.23% 241	2.00% 92	4,608	1.09
Gym/locker rooms	82.41% 3,789	11.05% 508	6.55% 301	4,598	1.24

Q48 I have stayed home because I was uncomfortable or felt unsafe at school

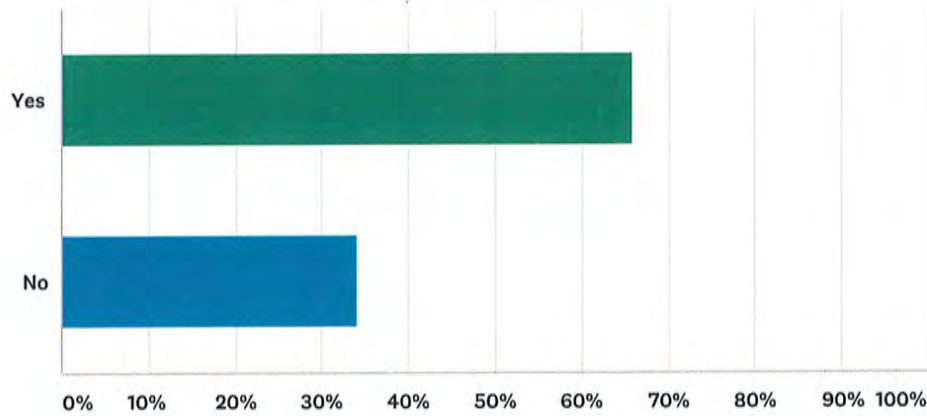
Answered: 4,656 Skipped: 35



ANSWER CHOICES		RESPONSES	
Strongly agree		12.44%	579
Disagree		31.19%	1,452
Strongly disagree		56.38%	2,625
TOTAL			4,656

Q49 I know how to report anonymously using the TIPS line

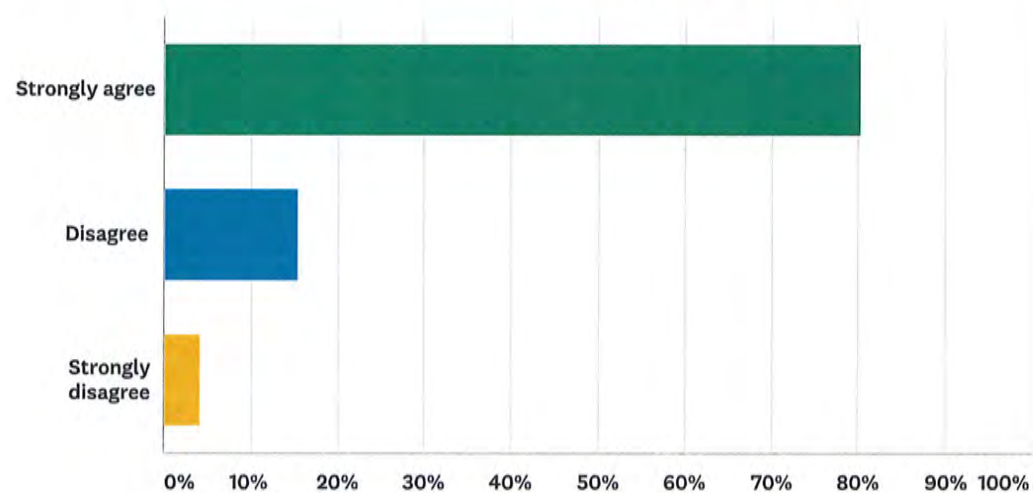
Answered: 4,653 Skipped: 38



ANSWER CHOICES	RESPONSES	
Yes	65.87%	3,065
No	34.13%	1,588
TOTAL		4,653

Q50 There are clear consequences for breaking the rules

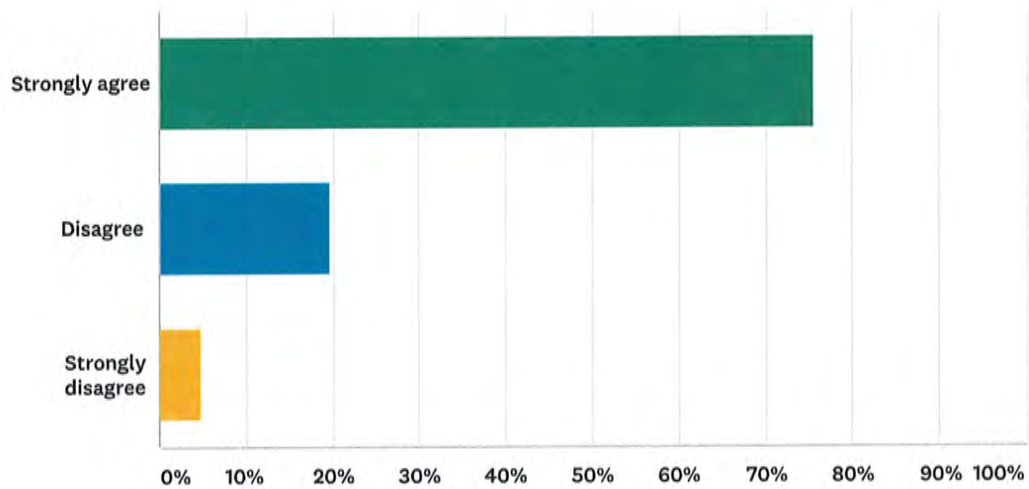
Answered: 4,656 Skipped: 35



ANSWER CHOICES	RESPONSES	
Strongly agree	80.33%	3,740
Disagree	15.40%	717
Strongly disagree	4.27%	199
TOTAL		4,656

Q51 The school rules for behavior are consistently enforced

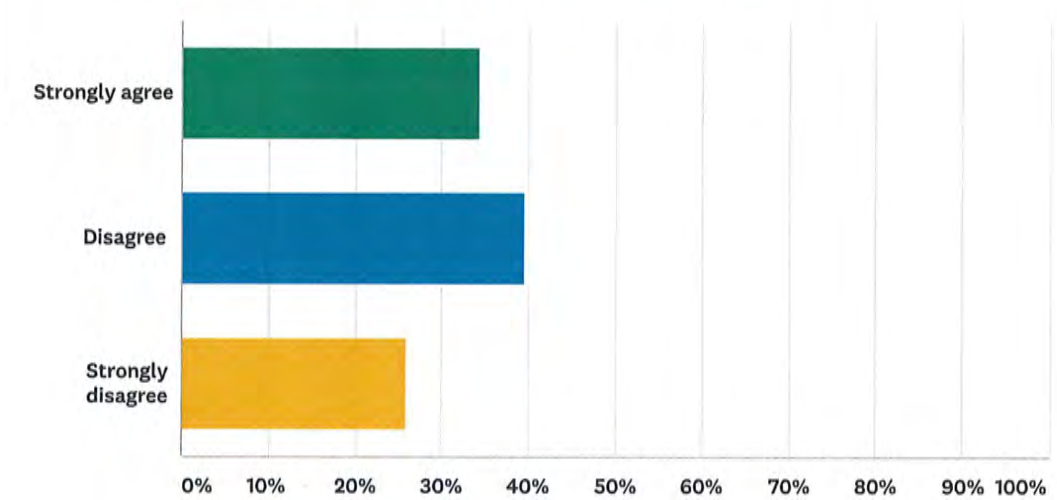
Answered: 4,646 Skipped: 45



ANSWER CHOICES	RESPONSES	
Strongly agree	75.51%	3,508
Disagree	19.59%	910
Strongly disagree	4.91%	228
TOTAL		4,646

Q52 I am concerned about alcohol and/or drug abuse at my school

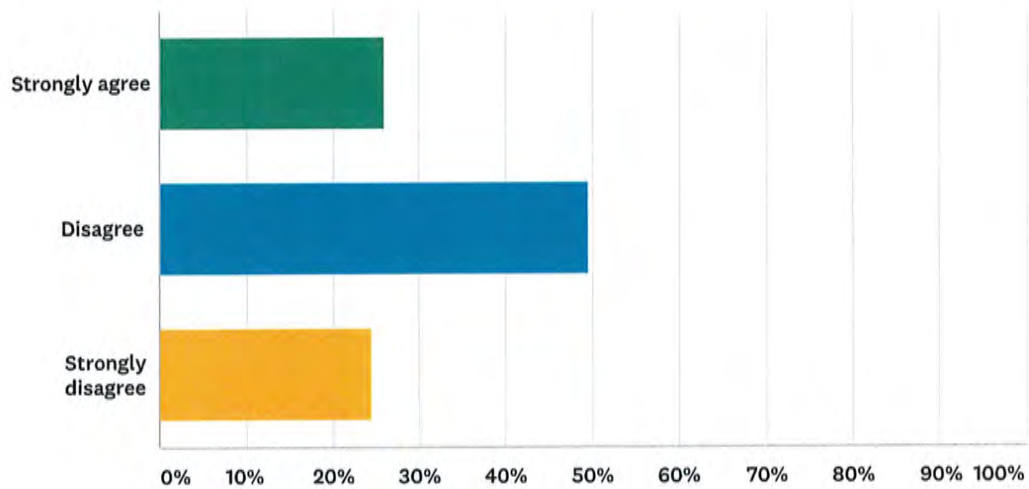
Answered: 4,641 Skipped: 50



ANSWER CHOICES	RESPONSES	
Strongly agree	34.39%	1,596
Disagree	39.60%	1,838
Strongly disagree	26.01%	1,207
TOTAL		4,641

Q53 I worry about violence from some students in my school

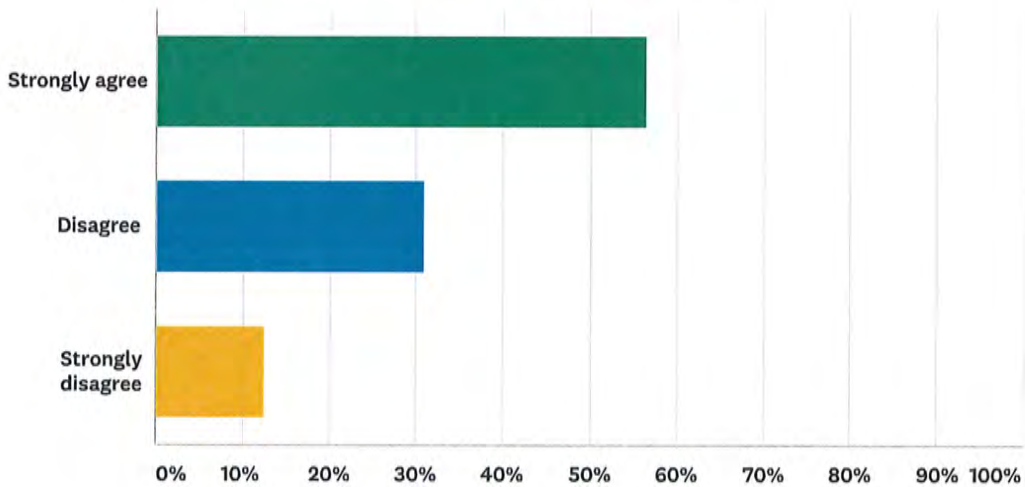
Answered: 4,638 Skipped: 53



ANSWER CHOICES	RESPONSES	
Strongly agree	25.96%	1,204
Disagree	49.66%	2,303
Strongly disagree	24.39%	1,131
TOTAL		4,638

Q54 Adults at my school apply the same rules to all students equally

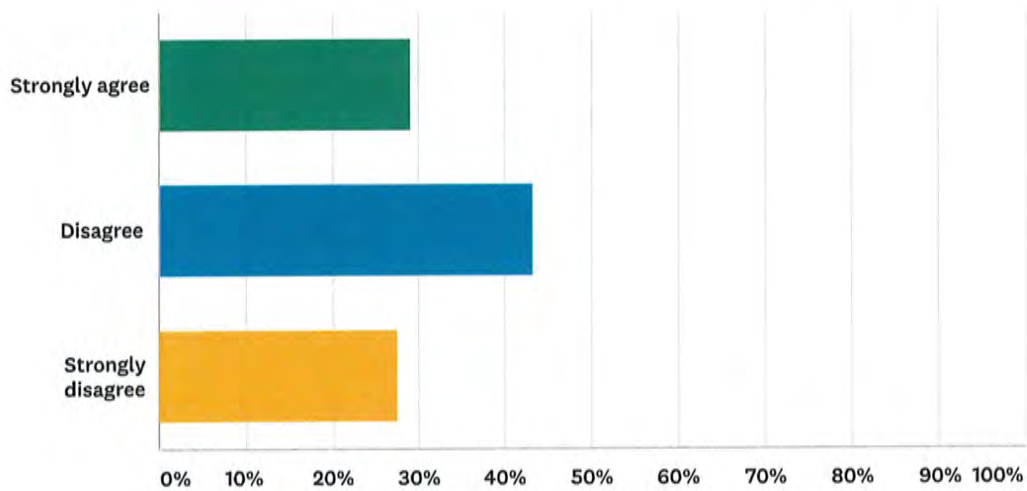
Answered: 4,654 Skipped: 37



ANSWER CHOICES		RESPONSES	
Strongly agree		56.49%	2,629
Disagree		30.94%	1,440
Strongly disagree		12.57%	585
TOTAL			4,654

Q55 I worry about outsiders committing violence inside my school

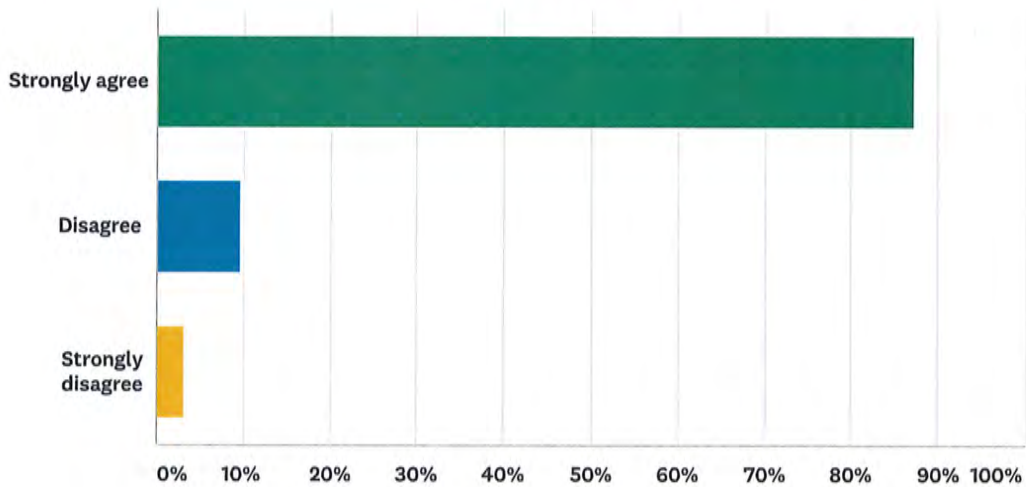
Answered: 4,640 Skipped: 51



ANSWER CHOICES	RESPONSES	
Strongly agree	29.03%	1,347
Disagree	43.30%	2,009
Strongly disagree	27.67%	1,284
TOTAL		4,640

Q56 I feel my school has procedures in place to keep me safe

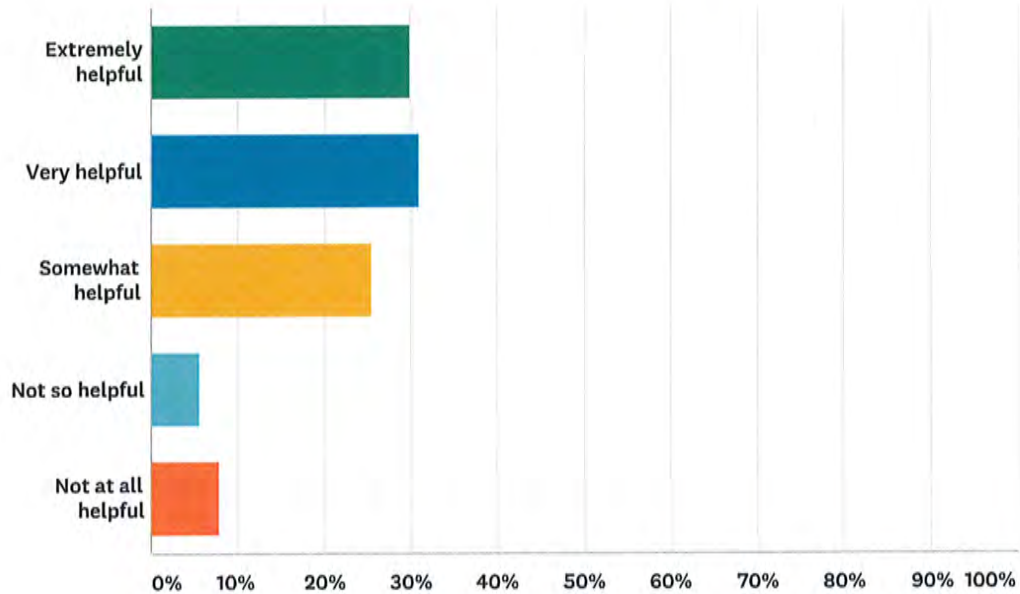
Answered: 4,651 Skipped: 40



ANSWER CHOICES		RESPONSES	
Strongly agree		87.23%	4,057
Disagree		9.72%	452
Strongly disagree		3.05%	142
TOTAL			4,651

Q57 Has the Chromebook made learning easier for you? (7th, 9th-12th Grades)

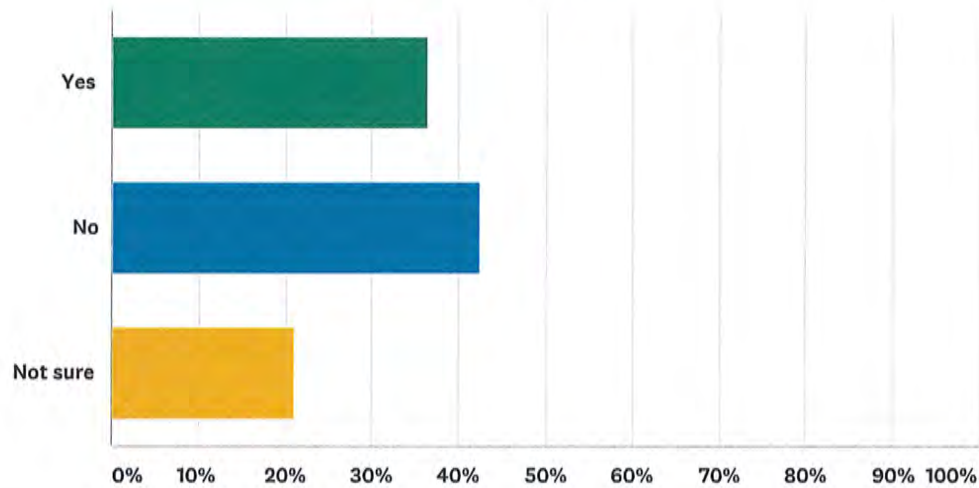
Answered: 4,109 Skipped: 582



ANSWER CHOICES	RESPONSES	
Extremely helpful	29.84%	980
Very helpful	31.06%	1,020
Somewhat helpful	25.58%	840
Not so helpful	5.66%	186
Not at all helpful	7.86%	258
TOTAL		3,284

Q58 While at school I have been taught ways to manage stress (like mindfulness, breathing, yoga, or other stress reducer activities)

Answered: 4,661 Skipped: 30



ANSWER CHOICES	RESPONSES	
Yes	36.43%	1,698
No	42.44%	1,978
Not sure	21.13%	985
TOTAL		4,661