



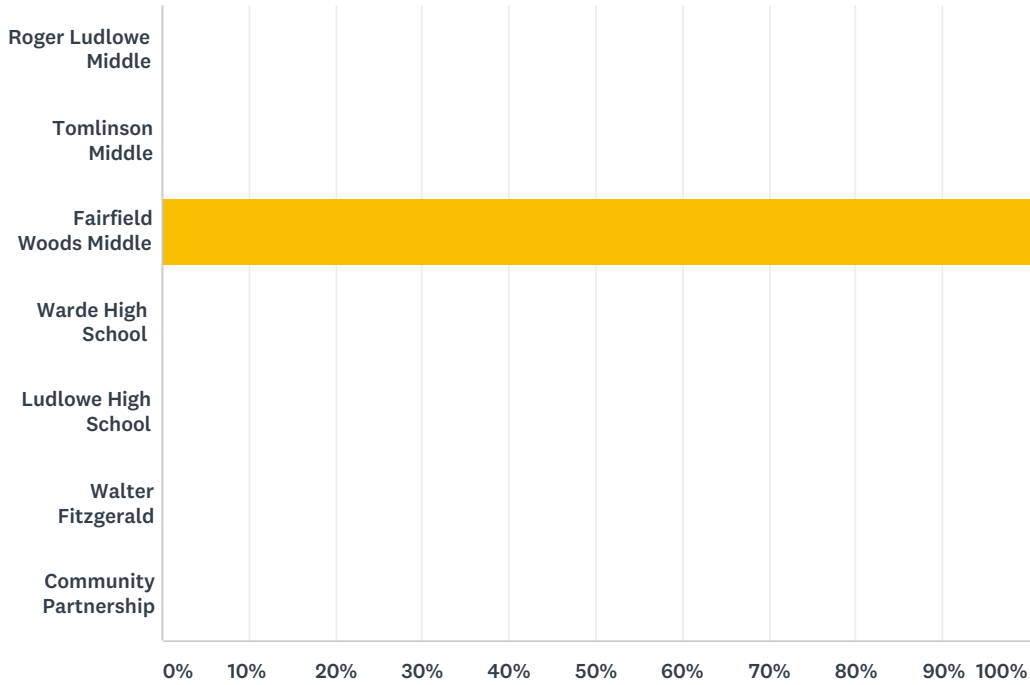
**FAIRFIELD
PUBLIC SCHOOLS**

2018-2019 Climate Survey Responses

FAIRFIELD WOODS MIDDLE SCHOOL STUDENT INPUT

Q1 I attend the following school.

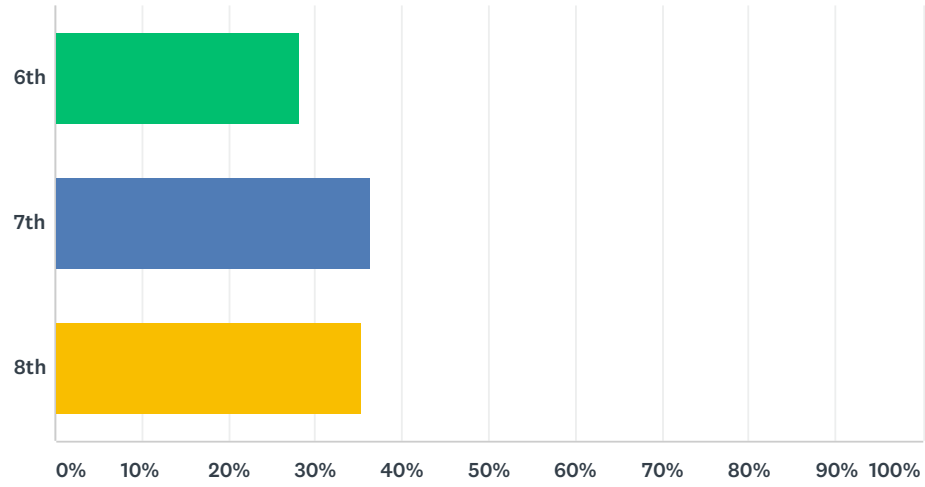
Answered: 882 Skipped: 0



| ANSWER CHOICES | RESPONSES | |
|------------------------|-----------|------------|
| Roger Ludlowe Middle | 0.00% | 0 |
| Tomlinson Middle | 0.00% | 0 |
| Fairfield Woods Middle | 100.00% | 882 |
| Warde High School | 0.00% | 0 |
| Ludlowe High School | 0.00% | 0 |
| Walter Fitzgerald | 0.00% | 0 |
| Community Partnership | 0.00% | 0 |
| TOTAL | | 882 |

Q2 Current Grade

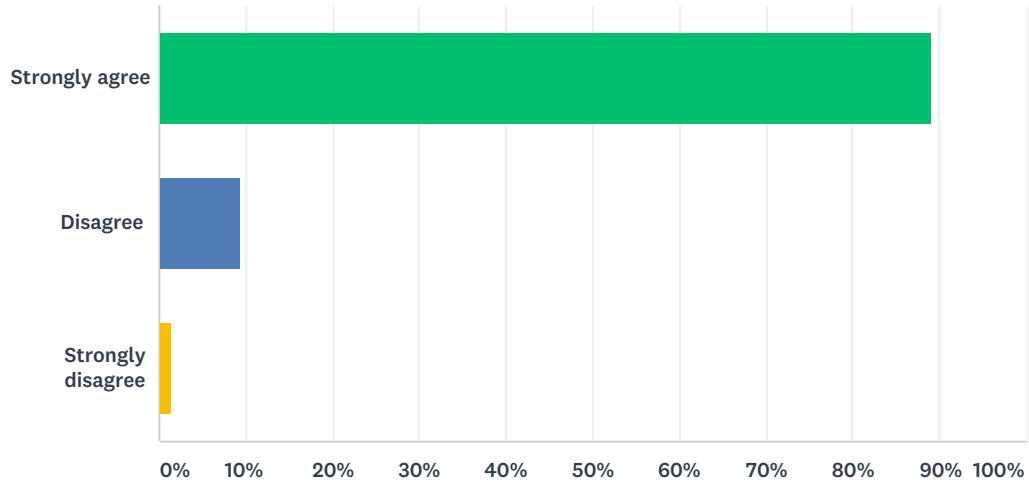
Answered: 881 Skipped: 1



| ANSWER CHOICES | RESPONSES | |
|----------------|-----------|-----|
| 6th | 28.25% | 239 |
| 7th | 36.41% | 308 |
| 8th | 35.34% | 299 |
| TOTAL | | 846 |

Q3 I like my school

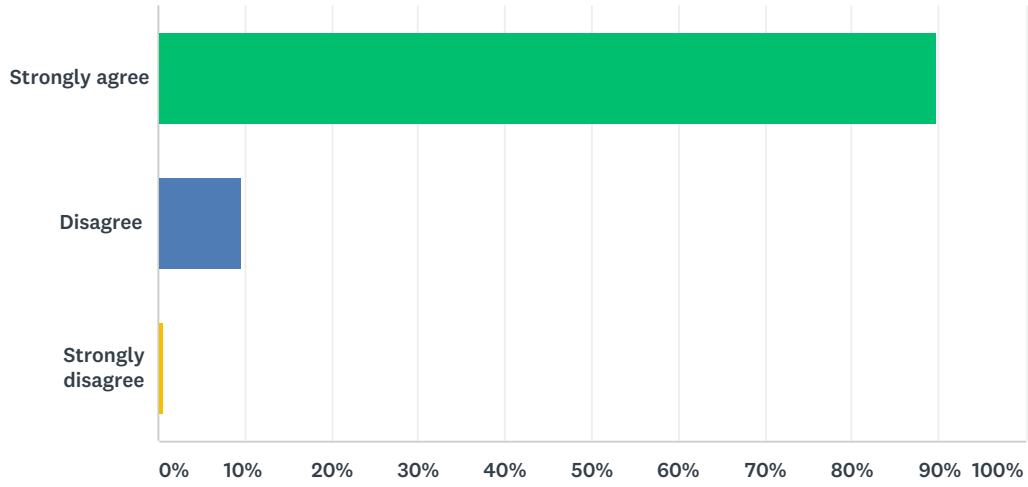
Answered: 876 Skipped: 6



| ANSWER CHOICES | RESPONSES | |
|-------------------|-----------|------------|
| Strongly agree | 89.16% | 781 |
| Disagree | 9.36% | 82 |
| Strongly disagree | 1.48% | 13 |
| TOTAL | | 876 |

Q4 I like my school building

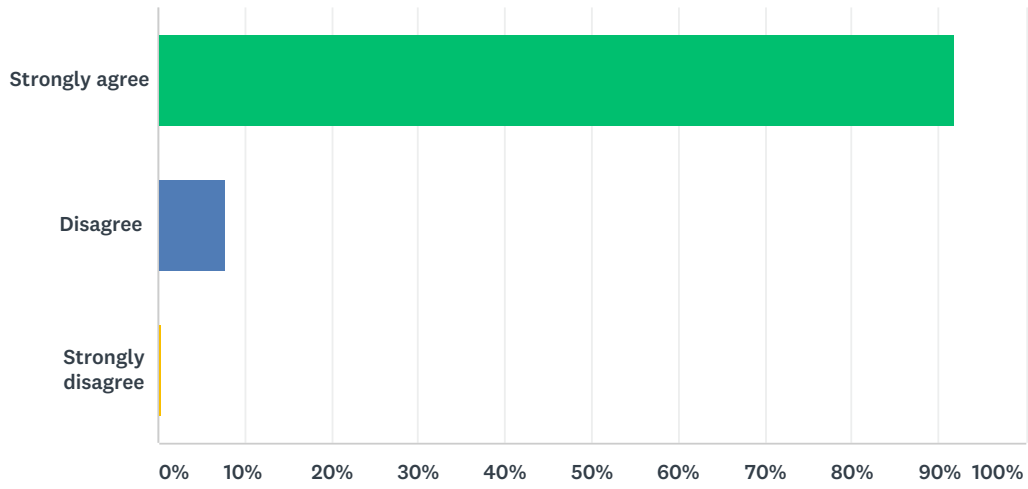
Answered: 879 Skipped: 3



| ANSWER CHOICES | RESPONSES | |
|-------------------|-----------|------------|
| Strongly agree | 89.76% | 789 |
| Disagree | 9.56% | 84 |
| Strongly disagree | 0.68% | 6 |
| TOTAL | | 879 |

Q5 My school has enough space for teaching, studying and activities

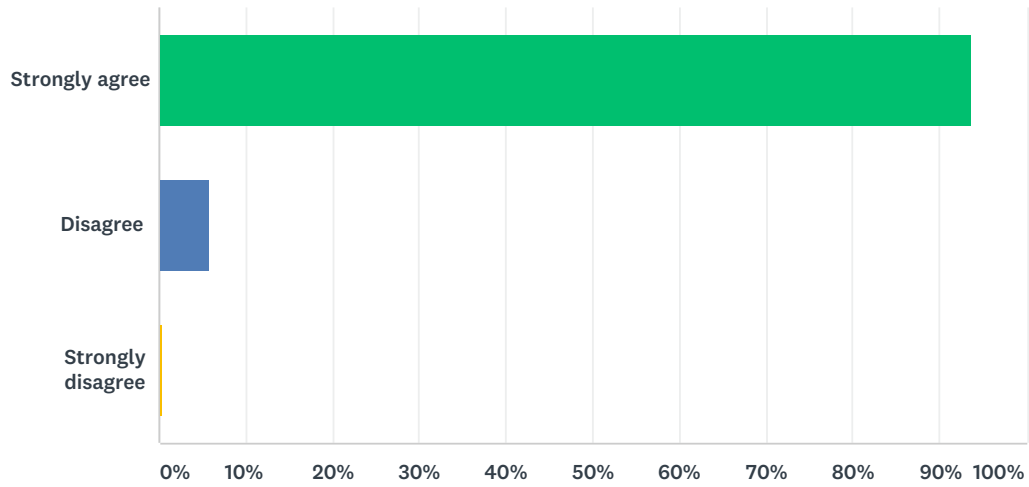
Answered: 881 Skipped: 1



| ANSWER CHOICES | RESPONSES | |
|-------------------|-----------|------------|
| Strongly agree | 91.83% | 809 |
| Disagree | 7.72% | 68 |
| Strongly disagree | 0.45% | 4 |
| TOTAL | | 881 |

Q6 I have sufficient access to computers and technology at my school

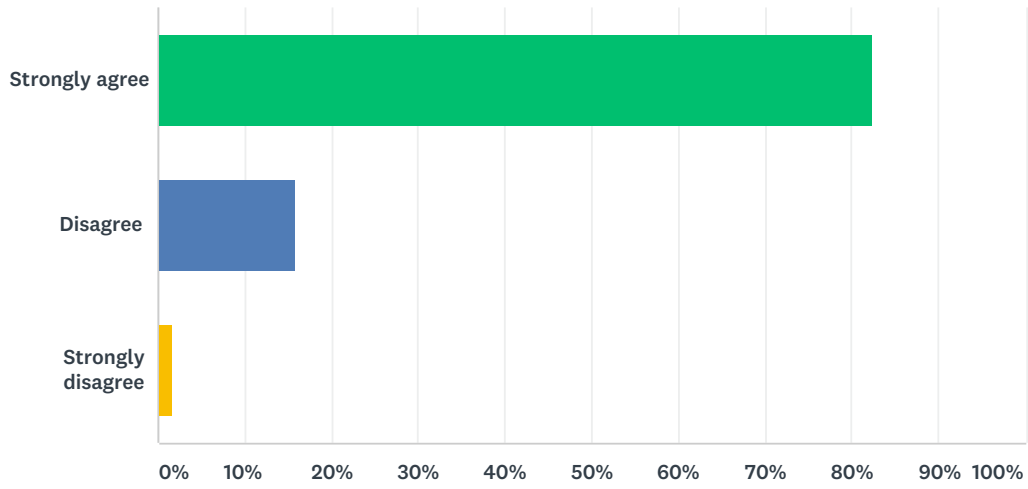
Answered: 880 Skipped: 2



| ANSWER CHOICES | RESPONSES | |
|-------------------|-----------|------------|
| Strongly agree | 93.75% | 825 |
| Disagree | 5.91% | 52 |
| Strongly disagree | 0.34% | 3 |
| TOTAL | | 880 |

Q7 My school is kept clean and well maintained

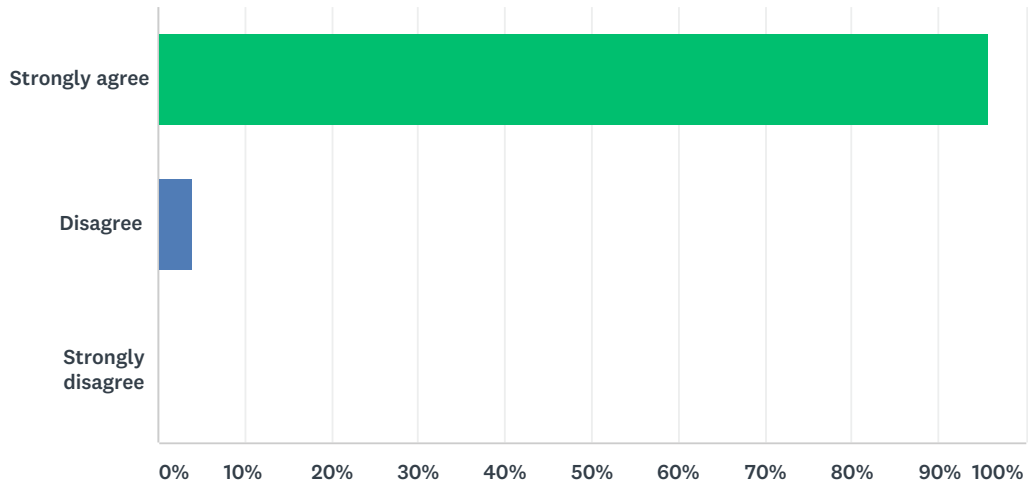
Answered: 878 Skipped: 4



| ANSWER CHOICES | RESPONSES | |
|-------------------|-----------|------------|
| Strongly agree | 82.35% | 723 |
| Disagree | 15.95% | 140 |
| Strongly disagree | 1.71% | 15 |
| TOTAL | | 878 |

Q8 My school has adequate resources for learning (books, supplies, materials, etc)

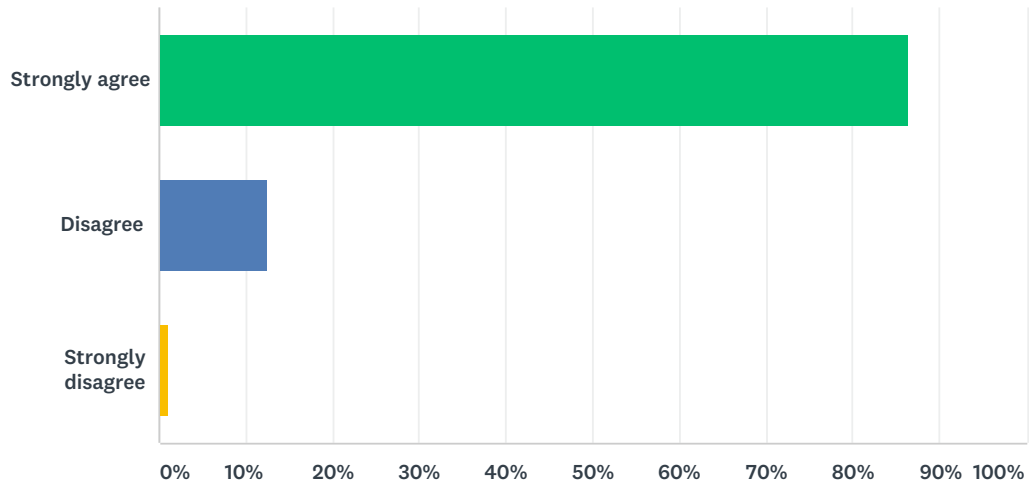
Answered: 877 Skipped: 5



| ANSWER CHOICES | RESPONSES | |
|-------------------|-----------|------------|
| Strongly agree | 95.90% | 841 |
| Disagree | 3.88% | 34 |
| Strongly disagree | 0.23% | 2 |
| TOTAL | | 877 |

Q9 There are high expectations for learning at my school

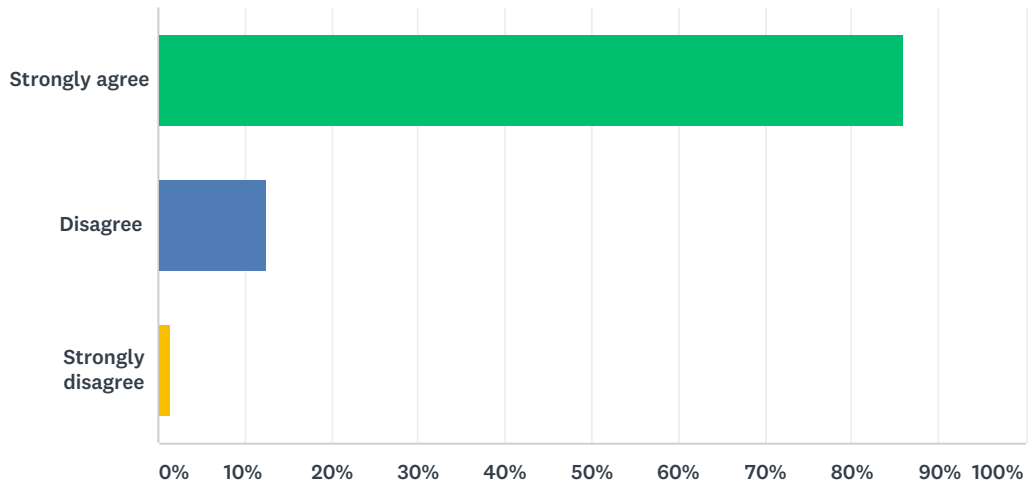
Answered: 879 Skipped: 3



| ANSWER CHOICES | RESPONSES | |
|-------------------|-----------|------------|
| Strongly agree | 86.46% | 760 |
| Disagree | 12.51% | 110 |
| Strongly disagree | 1.02% | 9 |
| TOTAL | | 879 |

Q10 There are high expectations for teaching at my school

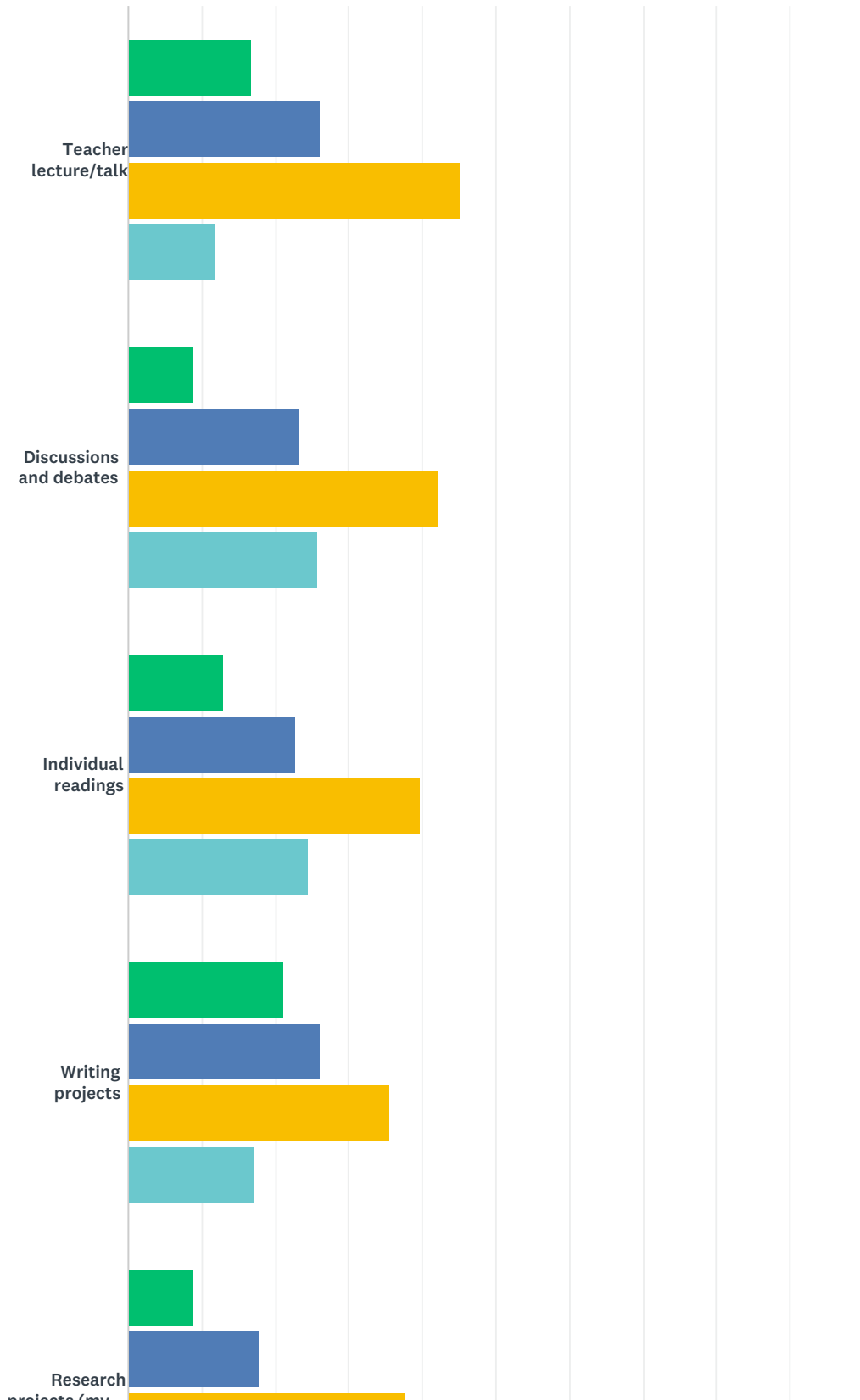
Answered: 878 Skipped: 4



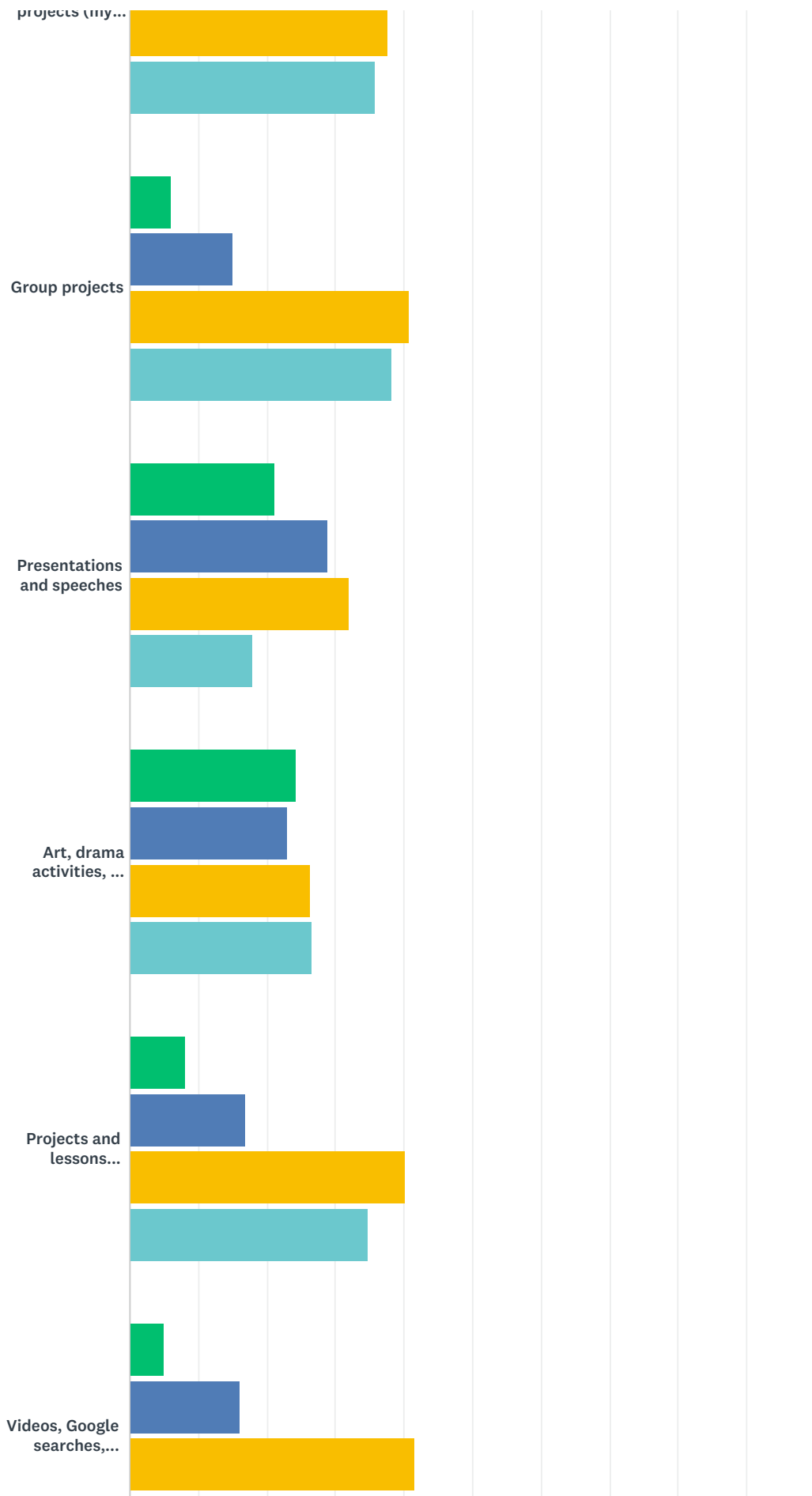
| ANSWER CHOICES | RESPONSES | |
|-------------------|-----------|------------|
| Strongly agree | 85.99% | 755 |
| Disagree | 12.64% | 111 |
| Strongly disagree | 1.37% | 12 |
| TOTAL | | 878 |

Q11 How much do each of the classroom activities and approach to assignments interest or engage you

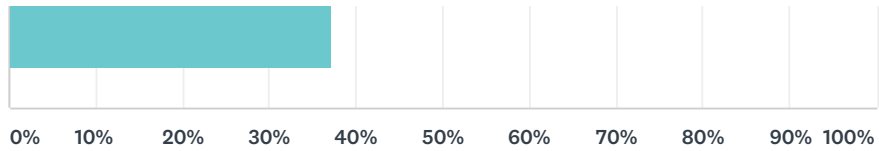
Answered: 882 Skipped: 0



Secondary School Climate Survey



Secondary School Climate Survey

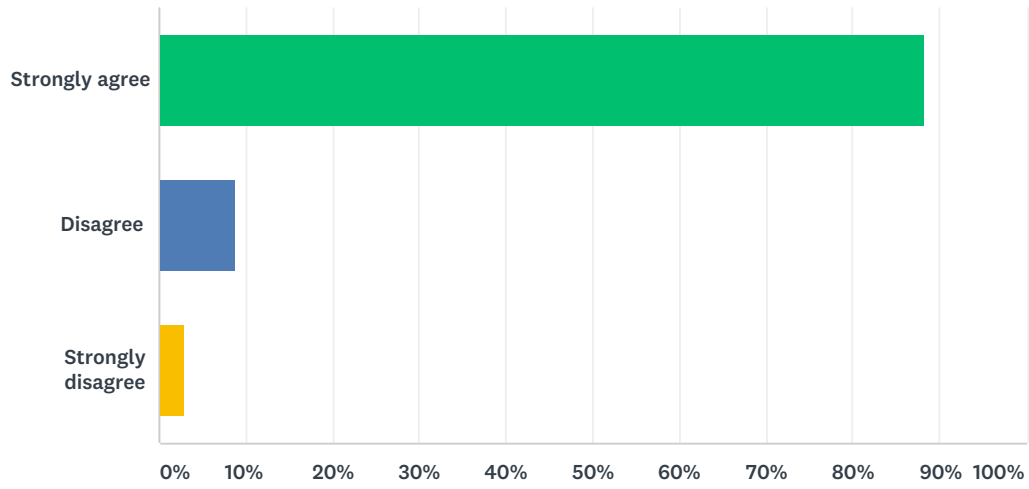


■ Not at all
 ■ Very little
 ■ Some
 ■ Very much

| | NOT AT ALL | VERY LITTLE | SOME | VERY MUCH | TOTAL |
|---|---------------|---------------|---------------|---------------|-------|
| Teacher lecture/talk | 16.78% 144 | 26.11% 224 | 45.22% 388 | 11.89% 102 | 858 |
| Discussions and debates | 8.87% 77 | 23.16% 201 | 42.28% 367 | 25.69% 223 | 868 |
| Individual readings | 13.03% 111 | 22.77% 194 | 39.67% 338 | 24.53% 209 | 852 |
| Writing projects | 21.06% 182 | 26.16% 226 | 35.53% 307 | 17.25% 149 | 864 |
| Research projects (my choice to present the way I want) | 8.77% 77 | 17.88% 157 | 37.59% 330 | 35.76% 314 | 878 |
| Group projects | 6.04% 53 | 15.05% 132 | 40.71% 357 | 38.20% 335 | 877 |
| Presentations and speeches | 21.19% 181 | 28.81% 246 | 32.08% 274 | 17.92% 153 | 854 |
| Art, drama activities, and role plays | 24.20% 212 | 22.95% 201 | 26.37% 231 | 26.48% 232 | 876 |
| Projects and lessons involving technology presentations | 8.12% 71 | 17.05% 149 | 40.16% 351 | 34.67% 303 | 874 |
| Videos, Google searches, websites | 5.00% 44 | 16.14% 142 | 41.59% 366 | 37.27% 328 | 880 |

Q12 I feel like I belong at my school

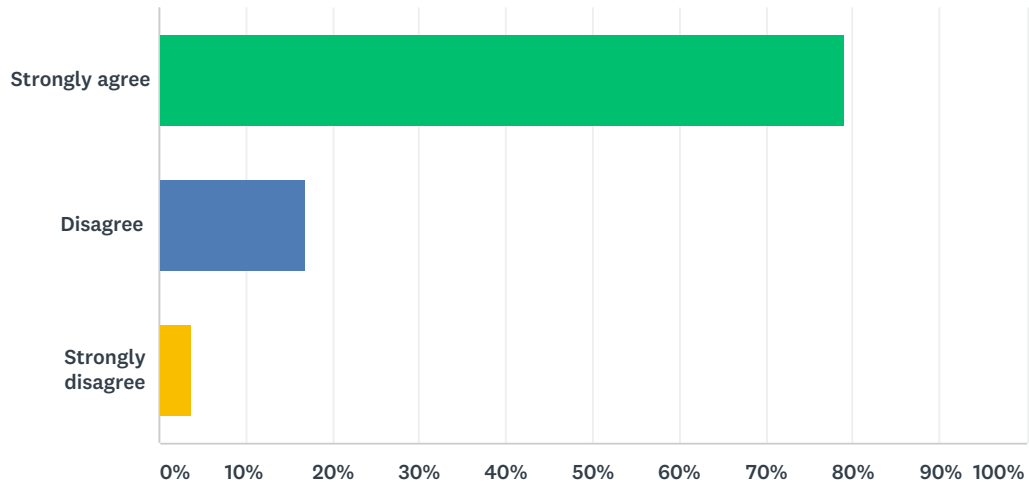
Answered: 878 Skipped: 4



| ANSWER CHOICES | RESPONSES | |
|-------------------|-----------|-----|
| Strongly agree | 88.38% | 776 |
| Disagree | 8.77% | 77 |
| Strongly disagree | 2.85% | 25 |
| TOTAL | | 878 |

Q13 I have opportunities to express myself at school

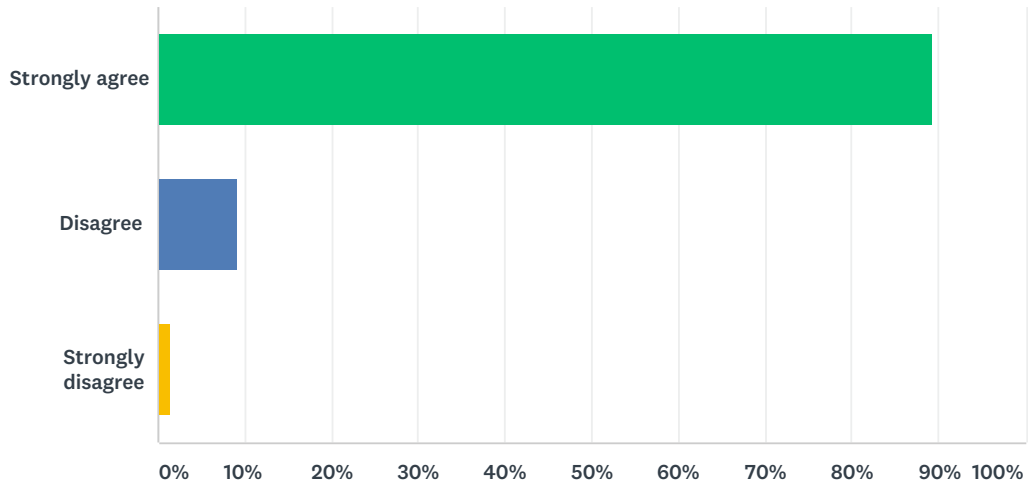
Answered: 879 Skipped: 3



| ANSWER CHOICES | RESPONSES | |
|-------------------|-----------|------------|
| Strongly agree | 79.18% | 696 |
| Disagree | 16.95% | 149 |
| Strongly disagree | 3.87% | 34 |
| TOTAL | | 879 |

Q14 Students have many opportunities in my school to get involved in sports, clubs, and other school activities outside of class

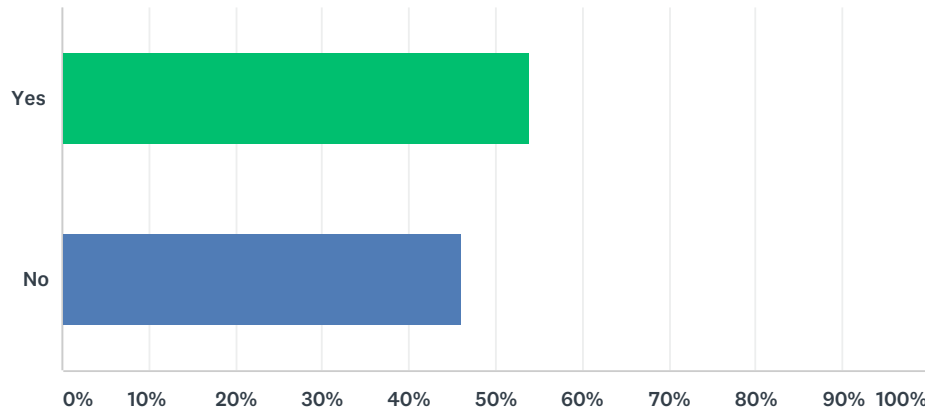
Answered: 880 Skipped: 2



| ANSWER CHOICES | RESPONSES | |
|-------------------|-----------|-----|
| Strongly agree | 89.43% | 787 |
| Disagree | 9.20% | 81 |
| Strongly disagree | 1.36% | 12 |
| TOTAL | | 880 |

Q15 I am involved in an after or before school club or activity

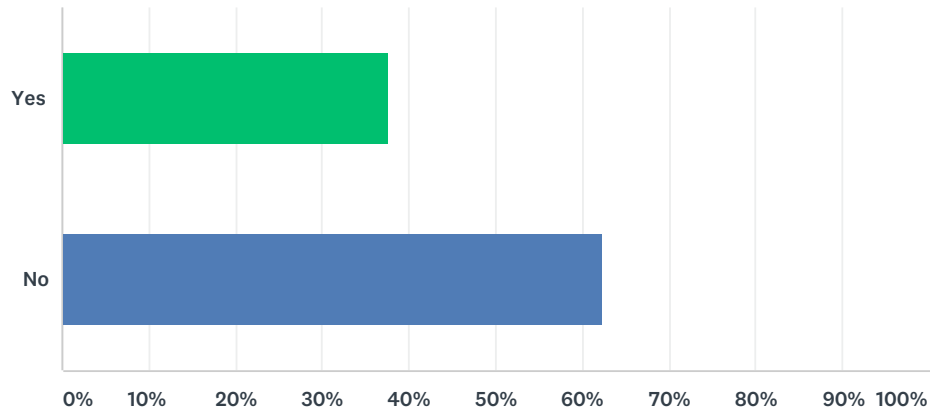
Answered: 879 Skipped: 3



| ANSWER CHOICES | RESPONSES | |
|----------------|-----------|-----|
| Yes | 54.04% | 475 |
| No | 45.96% | 404 |
| TOTAL | | 879 |

Q16 I am involved in athletics at school

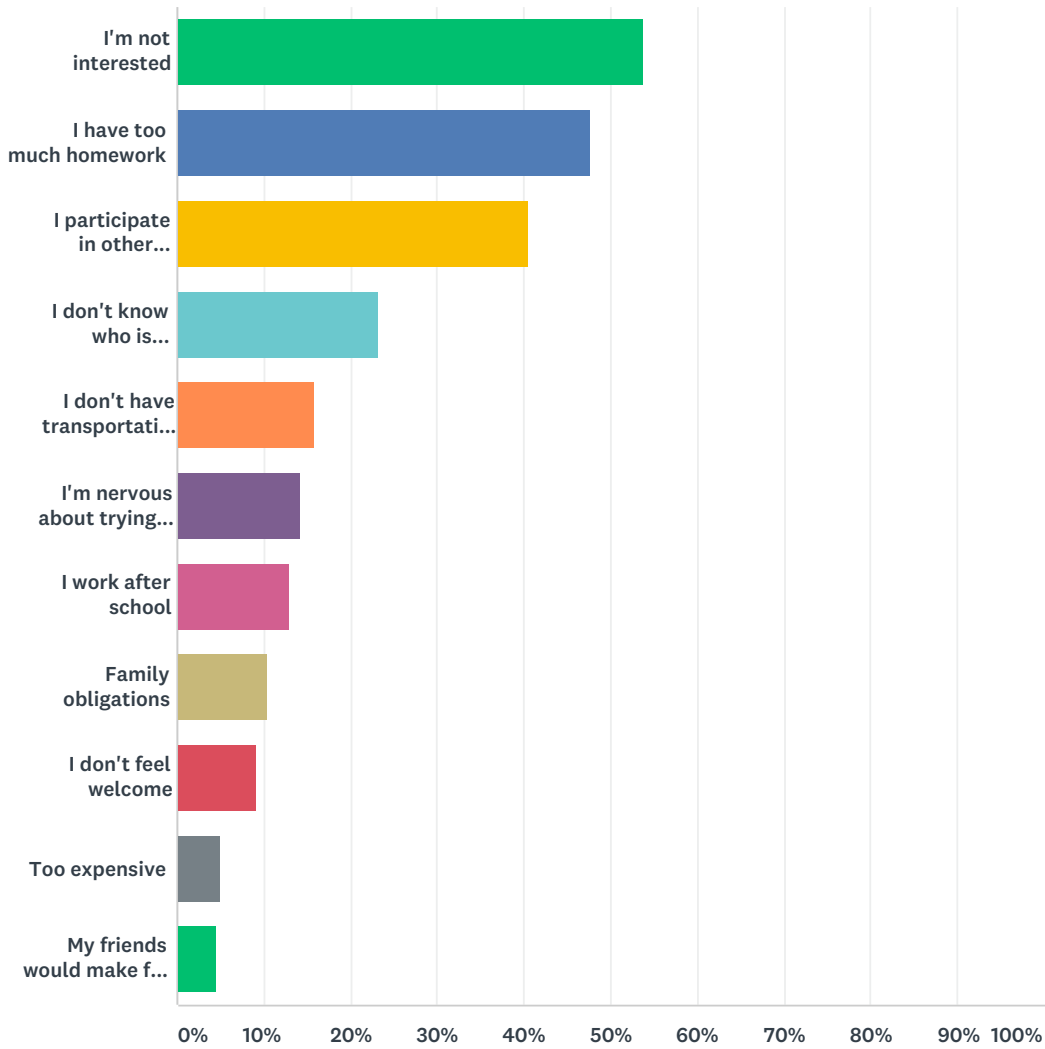
Answered: 881 Skipped: 1



| ANSWER CHOICES | RESPONSES | |
|----------------|-----------|-----|
| Yes | 37.68% | 332 |
| No | 62.32% | 549 |
| TOTAL | | 881 |

Q17 If you do not participate in clubs, activities, or athletics after school, why not (check all that apply)

Answered: 586 Skipped: 296



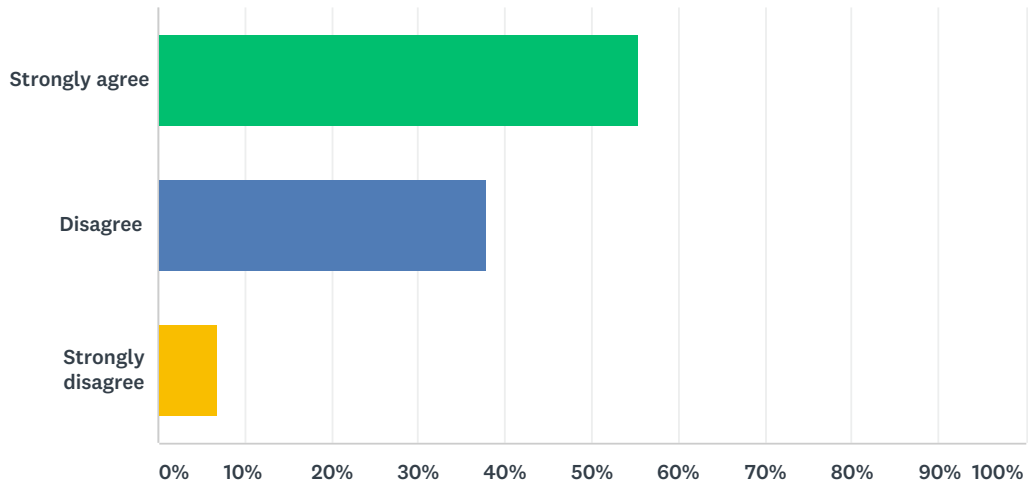
| ANSWER CHOICES | RESPONSES | |
|---|-----------|-----|
| I'm not interested | 53.75% | 315 |
| I have too much homework | 47.78% | 280 |
| I participate in other community activities | 40.61% | 238 |
| I don't know who is participating | 23.21% | 136 |
| I don't have transportation to get home | 15.87% | 93 |
| I'm nervous about trying new things | 14.16% | 83 |
| I work after school | 12.97% | 76 |
| Family obligations | 10.41% | 61 |
| I don't feel welcome | 9.22% | 54 |

Secondary School Climate Survey

| | | |
|---------------------------------|-------|----|
| Too expensive | 4.95% | 29 |
| My friends would make fun of me | 4.61% | 27 |
| Total Respondents: 586 | | |

Q18 Students at my school do their best, even when work is challenging

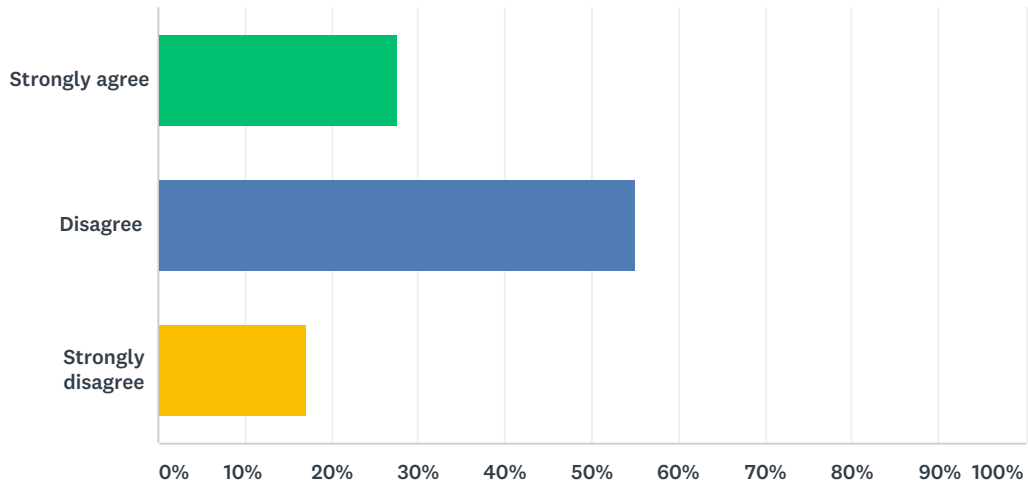
Answered: 876 Skipped: 6



| ANSWER CHOICES | RESPONSES | |
|-------------------|-----------|------------|
| Strongly agree | 55.37% | 485 |
| Disagree | 37.79% | 331 |
| Strongly disagree | 6.85% | 60 |
| TOTAL | | 876 |

Q19 Students at my school do all their homework

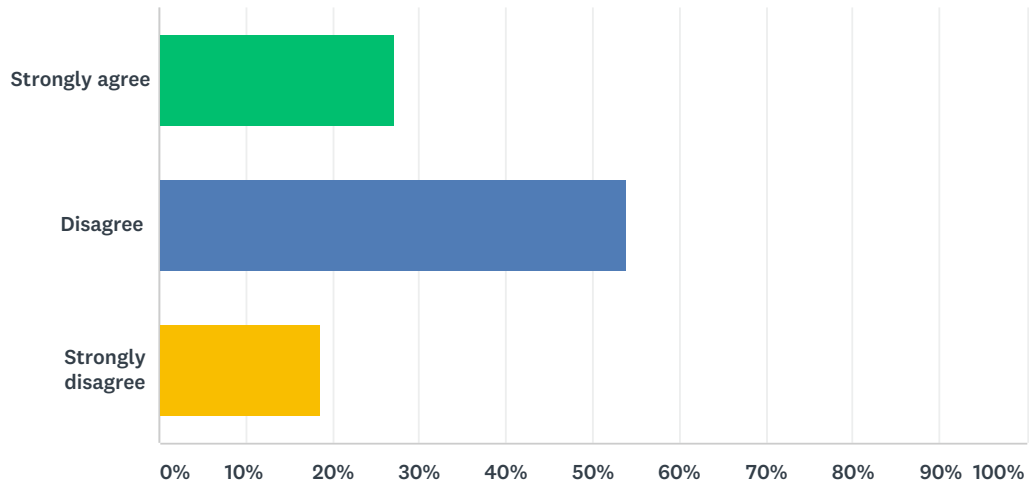
Answered: 878 Skipped: 4



| ANSWER CHOICES | RESPONSES | |
|-------------------|-----------|-----|
| Strongly agree | 27.68% | 243 |
| Disagree | 55.13% | 484 |
| Strongly disagree | 17.20% | 151 |
| TOTAL | | 878 |

Q20 Students at my school think it is OK to cheat

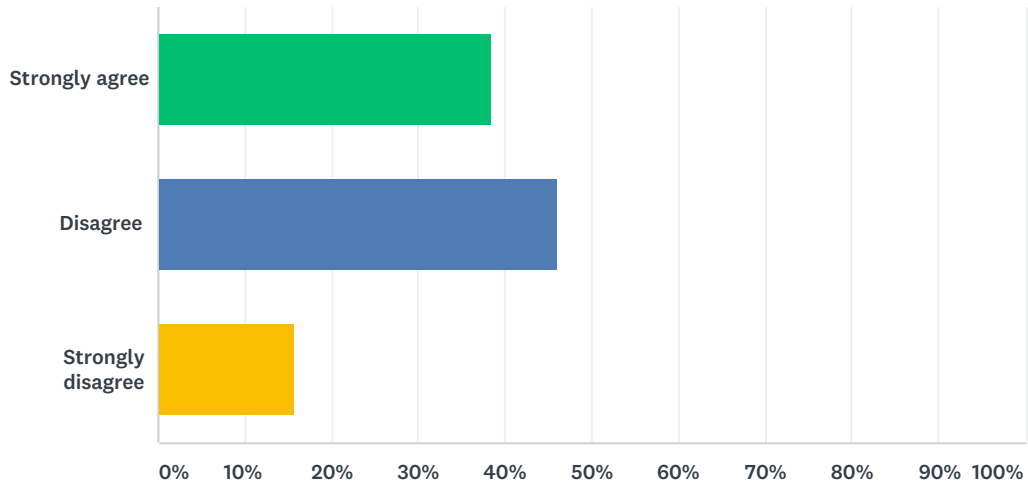
Answered: 877 Skipped: 5



| ANSWER CHOICES | RESPONSES | |
|-------------------|-----------|-----|
| Strongly agree | 27.25% | 239 |
| Disagree | 54.05% | 474 |
| Strongly disagree | 18.70% | 164 |
| TOTAL | | 877 |

Q21 Students at my school think it is OK to cheat if other students are cheating

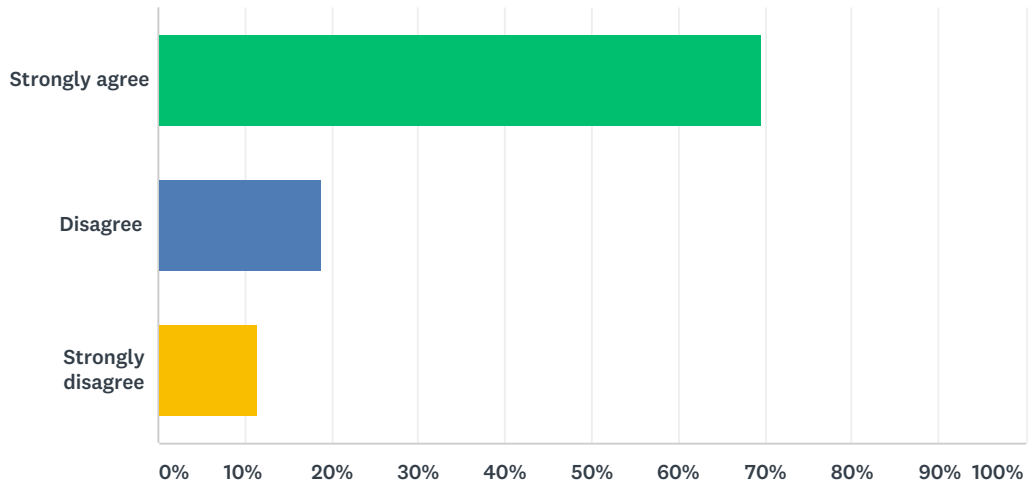
Answered: 877 Skipped: 5



| ANSWER CHOICES | RESPONSES | |
|-------------------|-----------|-----|
| Strongly agree | 38.43% | 337 |
| Disagree | 45.95% | 403 |
| Strongly disagree | 15.62% | 137 |
| TOTAL | | 877 |

Q22 I have gone for extra help with my teachers outside of class time

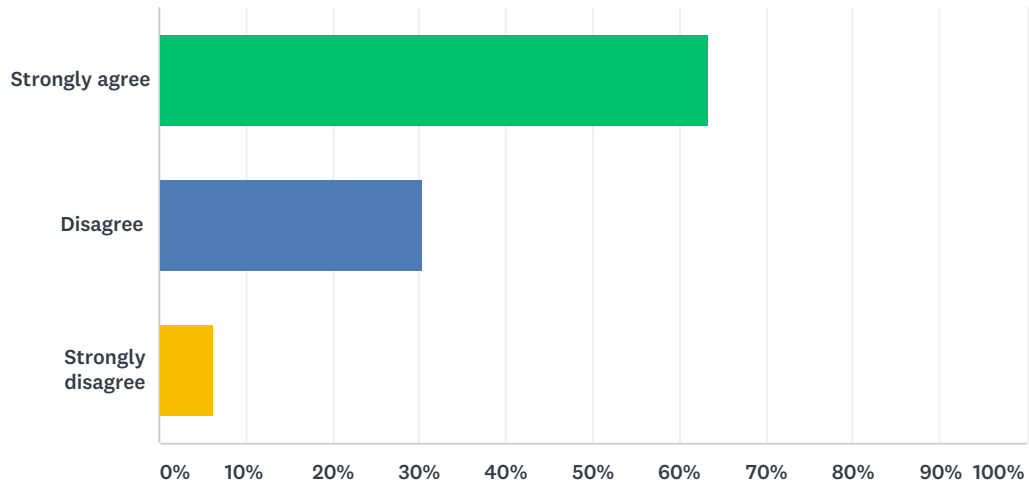
Answered: 876 Skipped: 6



| ANSWER CHOICES | RESPONSES | |
|-------------------|-----------|------------|
| Strongly agree | 69.75% | 611 |
| Disagree | 18.84% | 165 |
| Strongly disagree | 11.42% | 100 |
| TOTAL | | 876 |

Q23 Students at my school treat each other with courtesy and respect

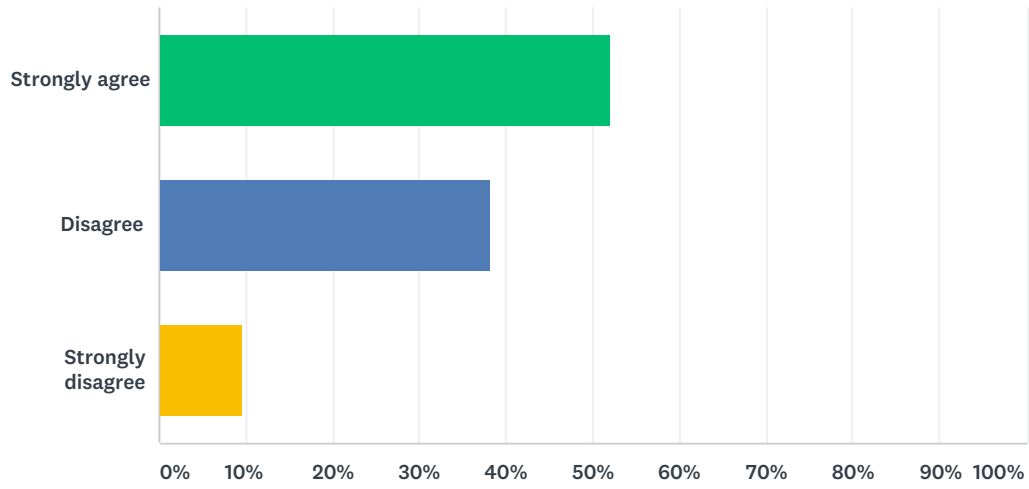
Answered: 879 Skipped: 3



| ANSWER CHOICES | RESPONSES | |
|-------------------|-----------|------------|
| Strongly agree | 63.37% | 557 |
| Disagree | 30.26% | 266 |
| Strongly disagree | 6.37% | 56 |
| TOTAL | | 879 |

Q24 Students at my school are well behaved

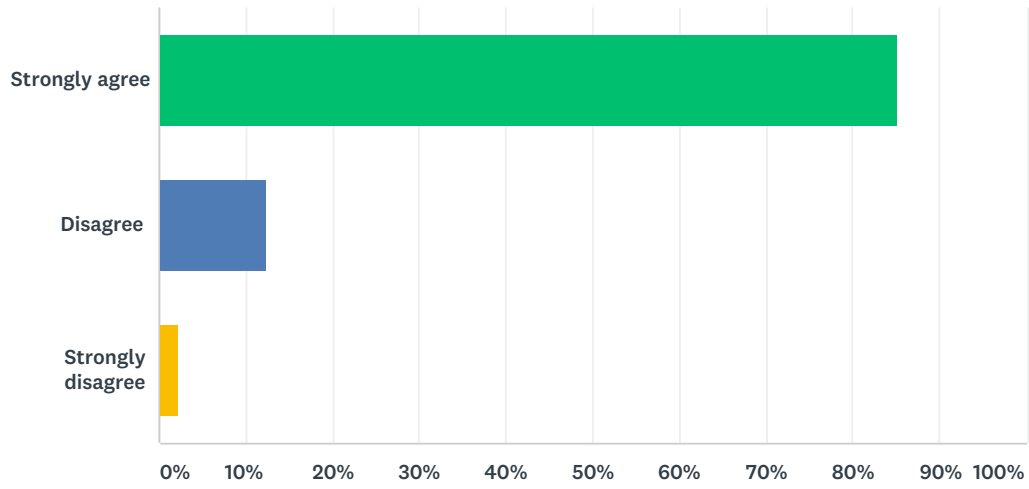
Answered: 879 Skipped: 3



| ANSWER CHOICES | RESPONSES | |
|-------------------|-----------|------------|
| Strongly agree | 52.10% | 458 |
| Disagree | 38.34% | 337 |
| Strongly disagree | 9.56% | 84 |
| TOTAL | | 879 |

Q25 Students at my school help each other when asked

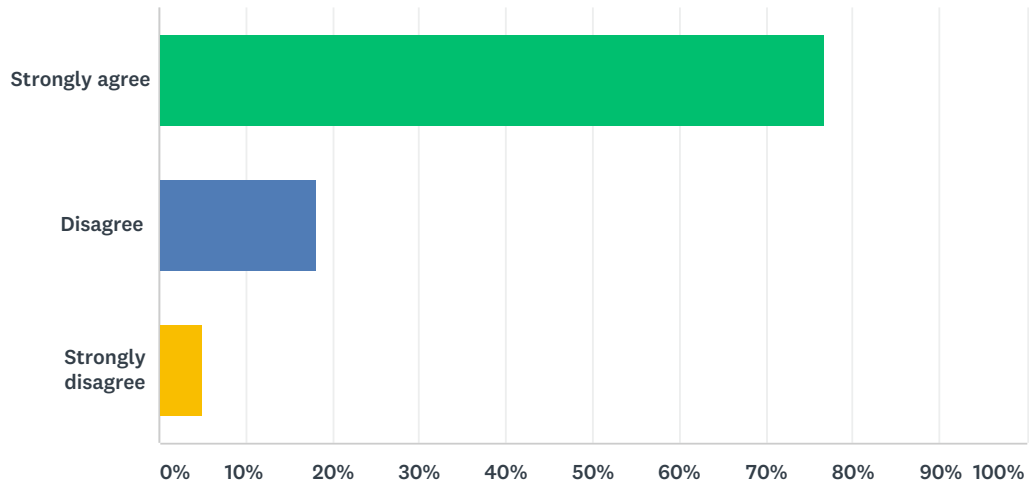
Answered: 878 Skipped: 4



| ANSWER CHOICES | RESPONSES | |
|-------------------|-----------|------------|
| Strongly agree | 85.19% | 748 |
| Disagree | 12.41% | 109 |
| Strongly disagree | 2.39% | 21 |
| TOTAL | | 878 |

Q26 Students at my school respect differences in other students

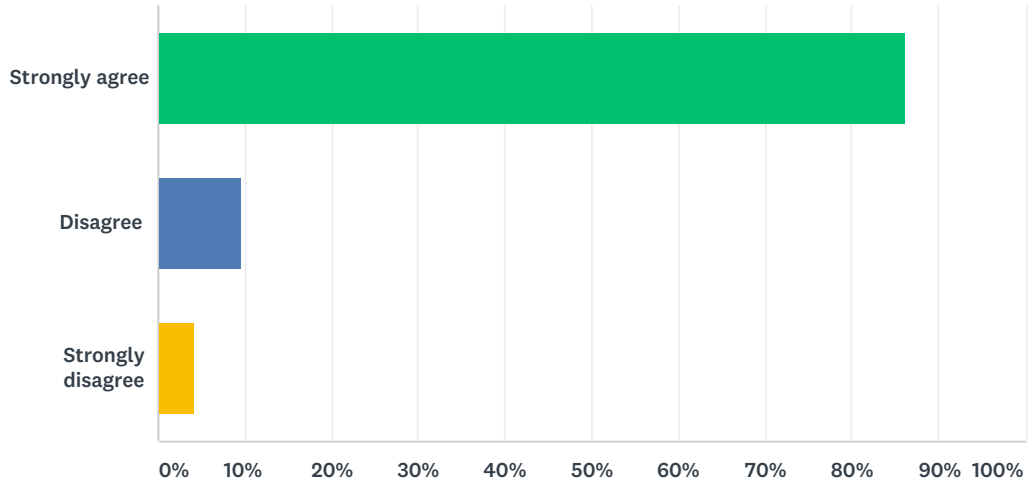
Answered: 881 Skipped: 1



| ANSWER CHOICES | RESPONSES | |
|-------------------|-----------|------------|
| Strongly agree | 76.73% | 676 |
| Disagree | 18.27% | 161 |
| Strongly disagree | 4.99% | 44 |
| TOTAL | | 881 |

Q27 I would recommend this school to others

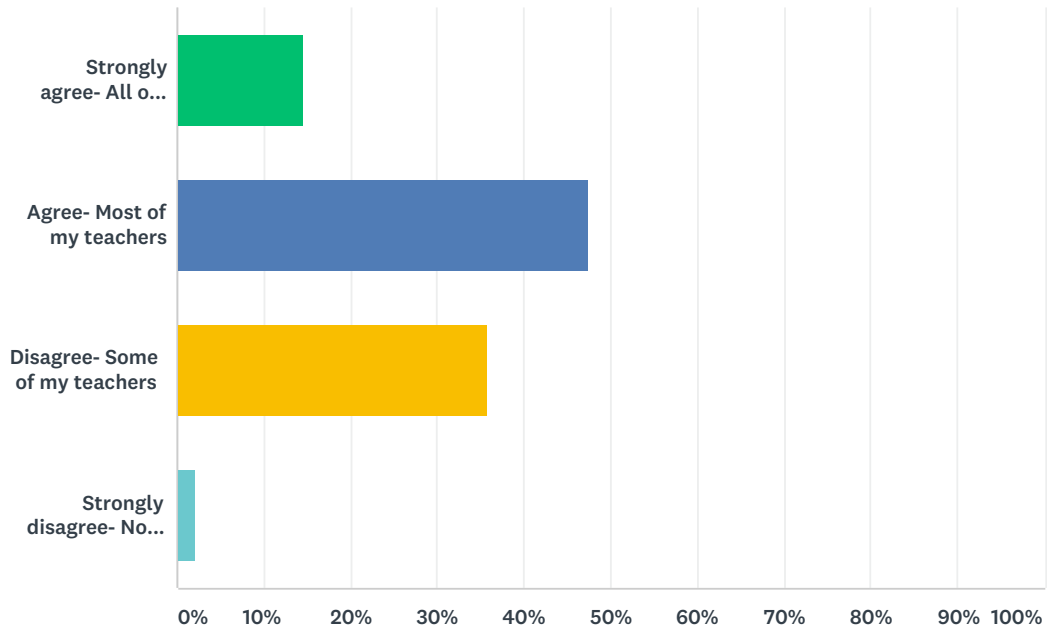
Answered: 877 Skipped: 5



| ANSWER CHOICES | RESPONSES | |
|-------------------|-----------|------------|
| Strongly agree | 86.09% | 755 |
| Disagree | 9.69% | 85 |
| Strongly disagree | 4.22% | 37 |
| TOTAL | | 877 |

Q28 My teachers make learning interesting

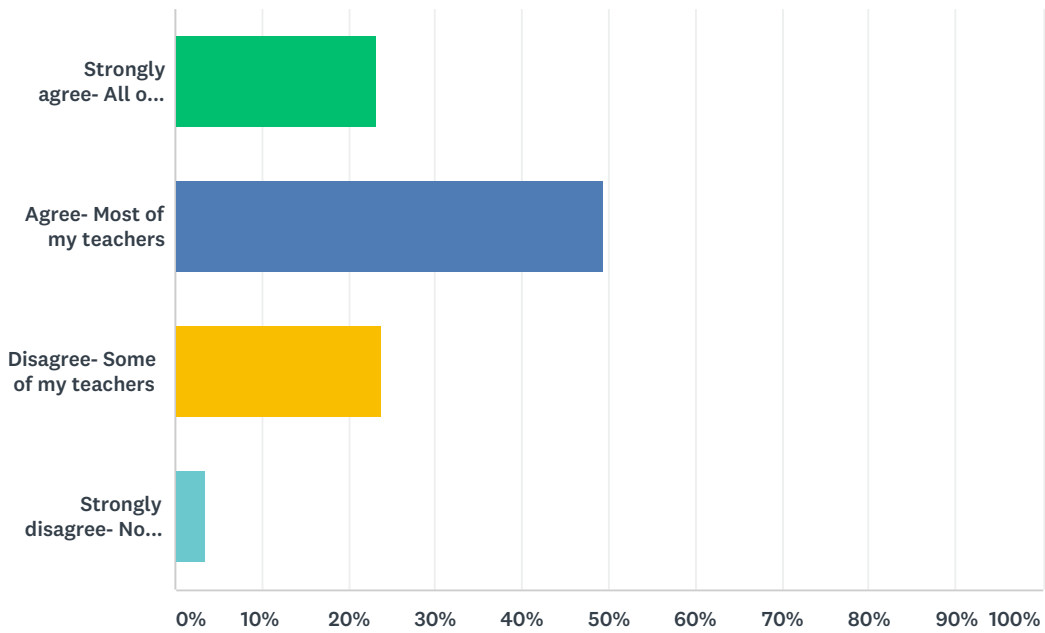
Answered: 878 Skipped: 4



| ANSWER CHOICES | RESPONSES | |
|--|-----------|-----|
| Strongly agree- All of my teachers | 14.69% | 129 |
| Agree- Most of my teachers | 47.49% | 417 |
| Disagree- Some of my teachers | 35.76% | 314 |
| Strongly disagree- None of my teachers | 2.05% | 18 |
| TOTAL | | 878 |

Q29 My teachers encourage students to take risks and share their ideas about things we are learning in class

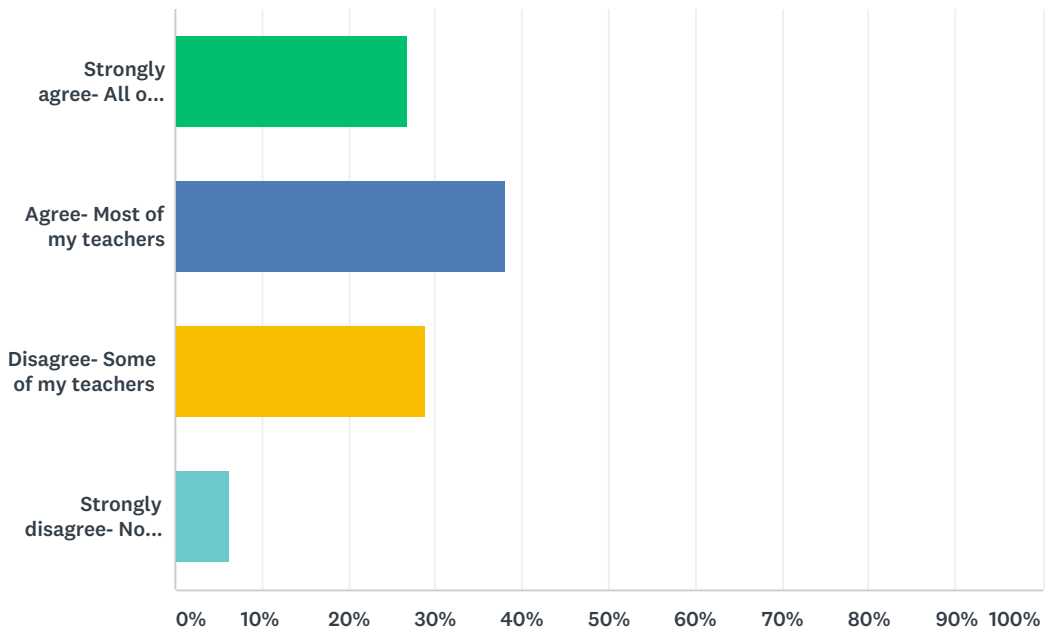
Answered: 882 Skipped: 0



| ANSWER CHOICES | RESPONSES | |
|--|-----------|------------|
| Strongly agree- All of my teachers | 23.24% | 205 |
| Agree- Most of my teachers | 49.32% | 435 |
| Disagree- Some of my teachers | 23.81% | 210 |
| Strongly disagree- None of my teachers | 3.63% | 32 |
| TOTAL | | 882 |

Q30 My teachers help me improve my work if I do poorly on an assignment

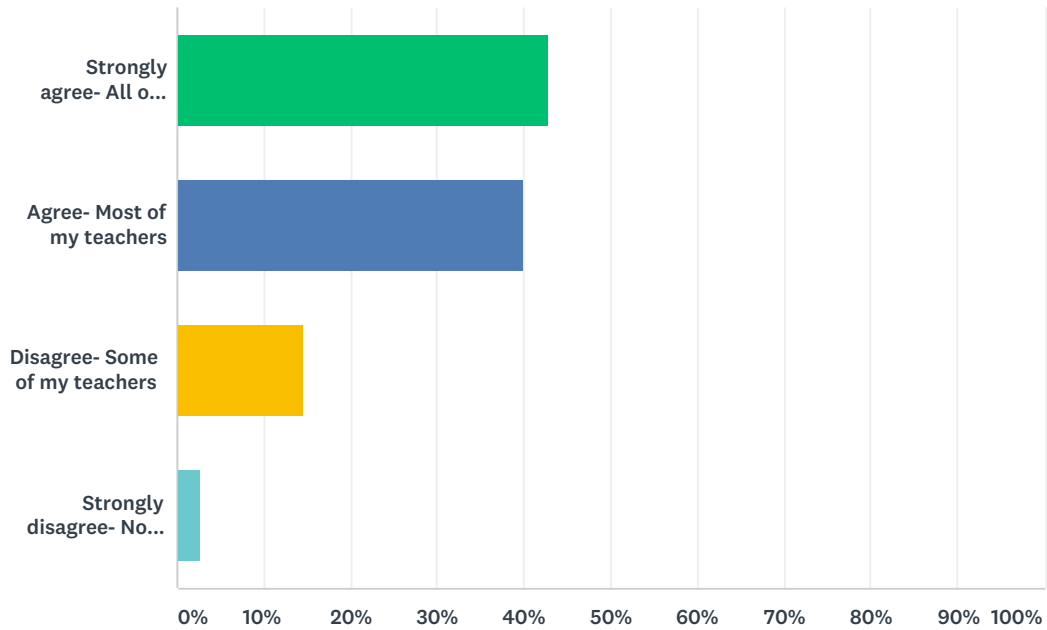
Answered: 876 Skipped: 6



| ANSWER CHOICES | RESPONSES | |
|--|-----------|------------|
| Strongly agree- All of my teachers | 26.83% | 235 |
| Agree- Most of my teachers | 38.01% | 333 |
| Disagree- Some of my teachers | 28.88% | 253 |
| Strongly disagree- None of my teachers | 6.28% | 55 |
| TOTAL | | 876 |

Q31 My teachers challenge me to do my personal best

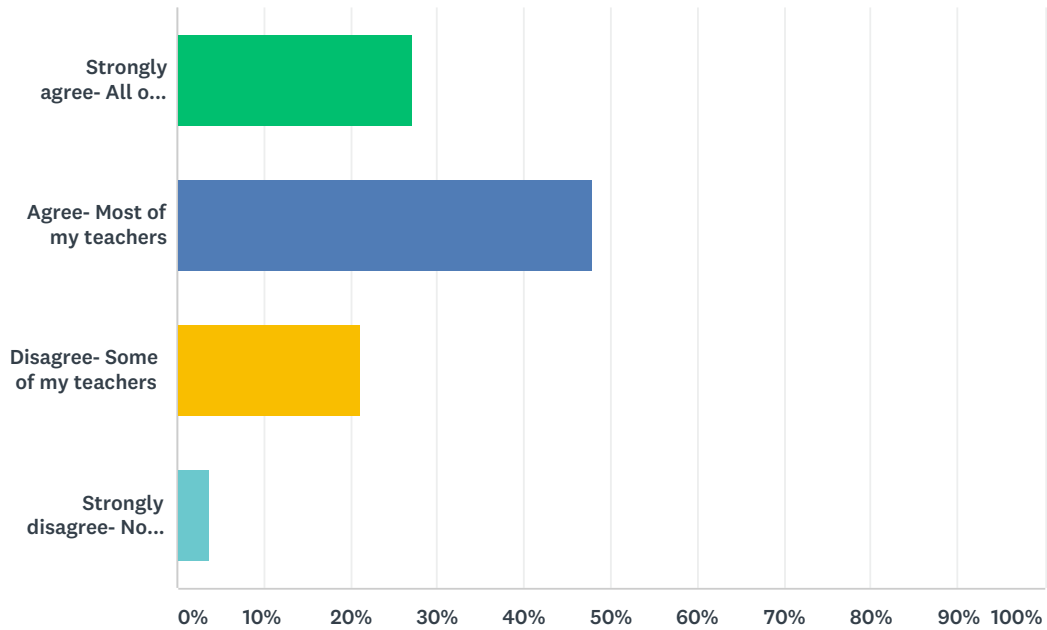
Answered: 878 Skipped: 4



| ANSWER CHOICES | RESPONSES | |
|--|-----------|-----|
| Strongly agree- All of my teachers | 42.82% | 376 |
| Agree- Most of my teachers | 39.86% | 350 |
| Disagree- Some of my teachers | 14.69% | 129 |
| Strongly disagree- None of my teachers | 2.62% | 23 |
| TOTAL | | 878 |

Q32 My teachers communicate important day-to-day information to me

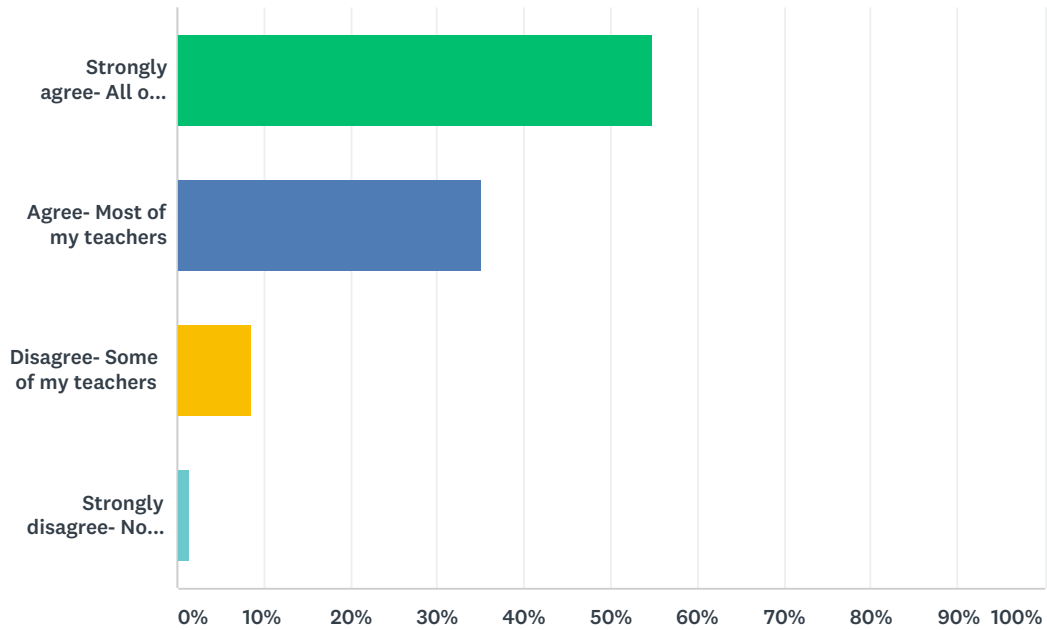
Answered: 877 Skipped: 5



| ANSWER CHOICES | RESPONSES | |
|--|-----------|------------|
| Strongly agree- All of my teachers | 27.14% | 238 |
| Agree- Most of my teachers | 47.89% | 420 |
| Disagree- Some of my teachers | 21.21% | 186 |
| Strongly disagree- None of my teachers | 3.76% | 33 |
| TOTAL | | 877 |

Q33 My teachers listen to me when I speak in class

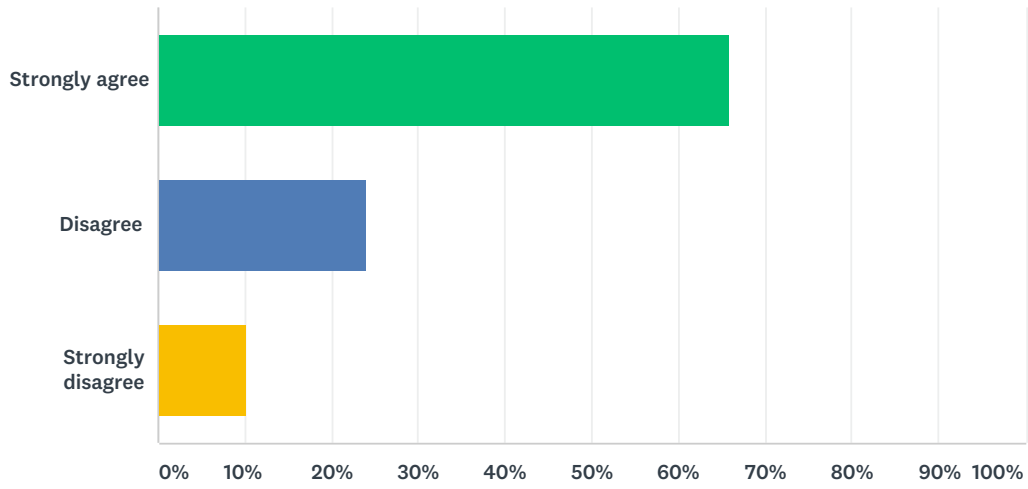
Answered: 876 Skipped: 6



| ANSWER CHOICES | RESPONSES | |
|--|-----------|-----|
| Strongly agree- All of my teachers | 54.91% | 481 |
| Agree- Most of my teachers | 35.05% | 307 |
| Disagree- Some of my teachers | 8.68% | 76 |
| Strongly disagree- None of my teachers | 1.37% | 12 |
| TOTAL | | 876 |

Q34 I can talk to my teachers about problems or concerns

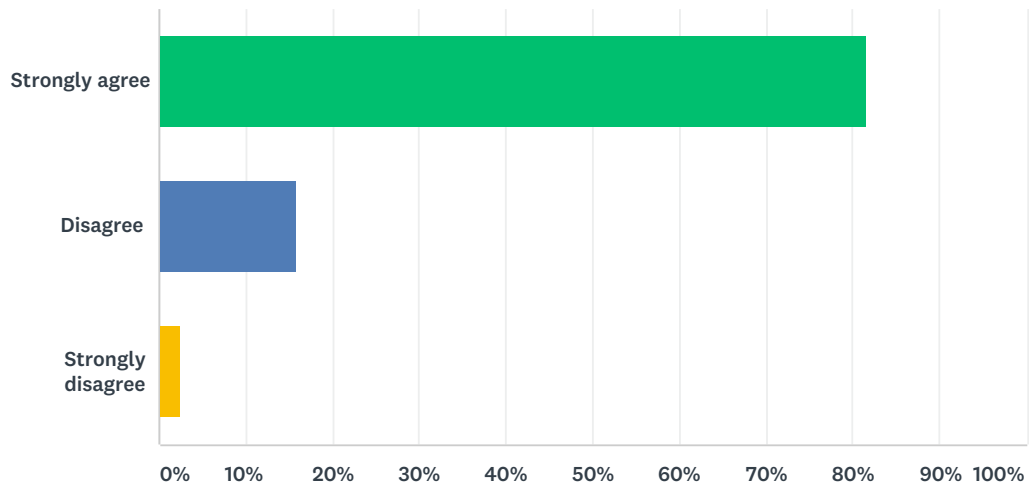
Answered: 875 Skipped: 7



| ANSWER CHOICES | RESPONSES | |
|-------------------|-----------|------------|
| Strongly agree | 65.83% | 576 |
| Disagree | 24.00% | 210 |
| Strongly disagree | 10.17% | 89 |
| TOTAL | | 875 |

Q35 My teachers give me the opportunity to show what I have learned in many ways

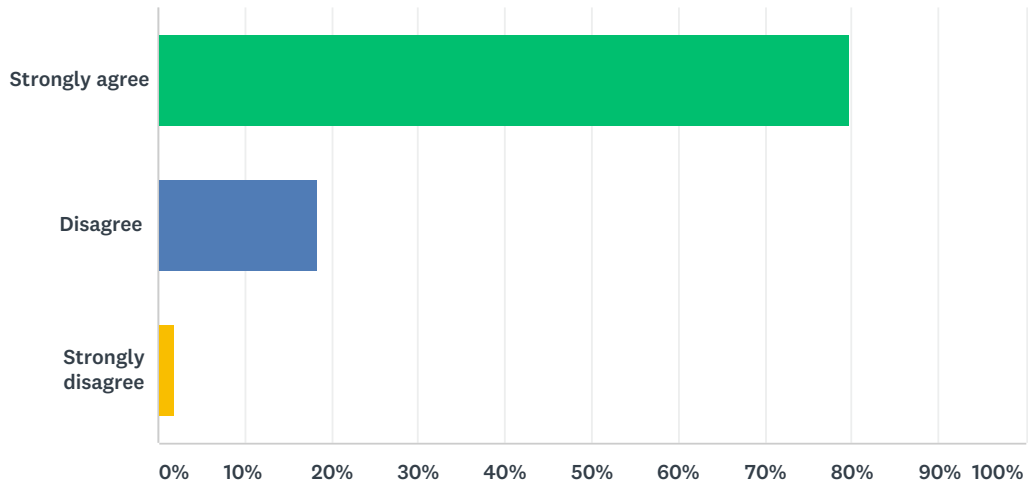
Answered: 876 Skipped: 6



| ANSWER CHOICES | RESPONSES | |
|-------------------|-----------|------------|
| Strongly agree | 81.62% | 715 |
| Disagree | 15.87% | 139 |
| Strongly disagree | 2.51% | 22 |
| TOTAL | | 876 |

Q36 My teachers show me how to understand and learn from my mistake

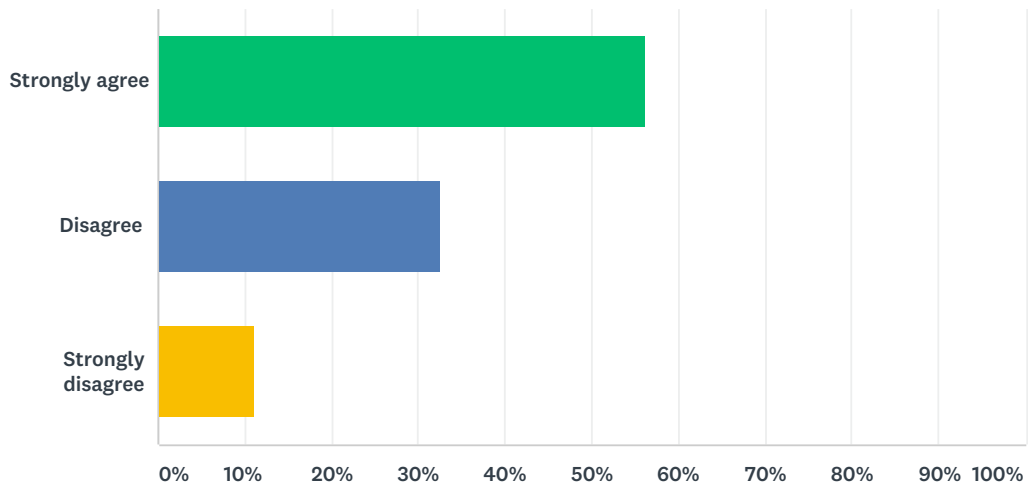
Answered: 881 Skipped: 1



| ANSWER CHOICES | RESPONSES | |
|-------------------|-----------|------------|
| Strongly agree | 79.68% | 702 |
| Disagree | 18.39% | 162 |
| Strongly disagree | 1.93% | 17 |
| TOTAL | | 881 |

Q37 Teachers and other adults at this school listen to students' ideas about how to improve the school

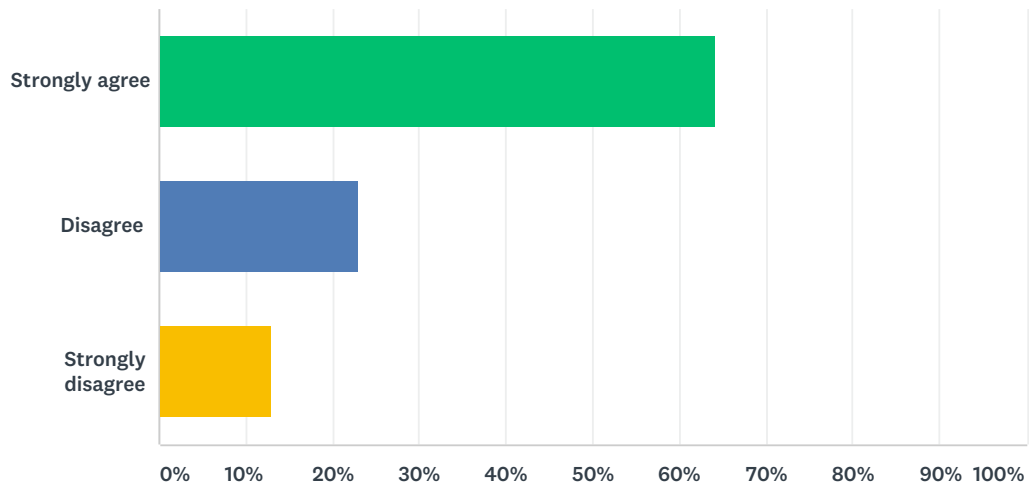
Answered: 875 Skipped: 7



| ANSWER CHOICES | RESPONSES | |
|-------------------|-----------|------------|
| Strongly agree | 56.34% | 493 |
| Disagree | 32.57% | 285 |
| Strongly disagree | 11.09% | 97 |
| TOTAL | | 875 |

Q38 I have a close trusting relationship with at least one adult at my school to whom I can go with a problem or concern

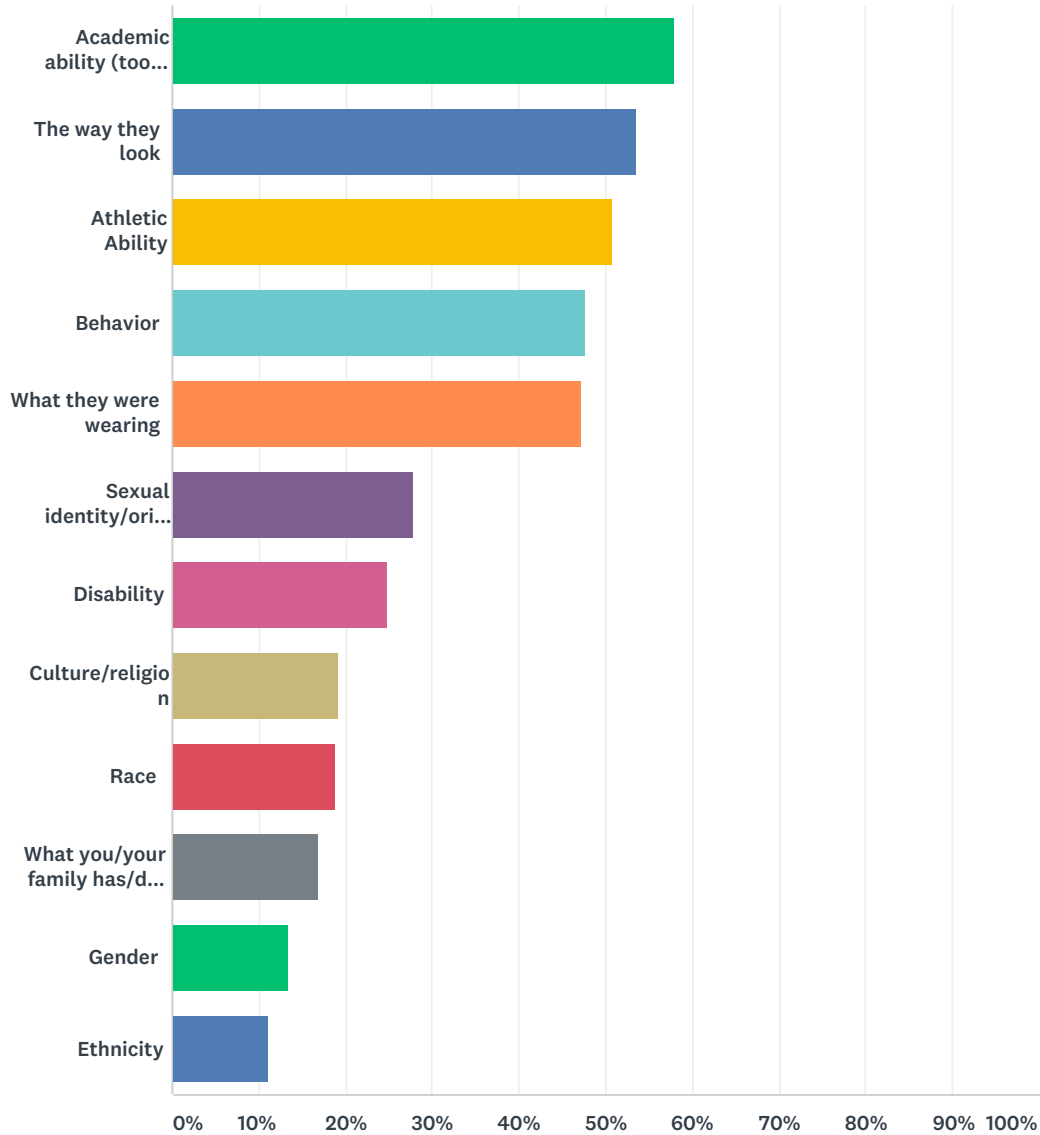
Answered: 876 Skipped: 6



| ANSWER CHOICES | RESPONSES |
|-------------------|------------|
| Strongly agree | 64.16% 562 |
| Disagree | 22.95% 201 |
| Strongly disagree | 12.90% 113 |
| TOTAL | 876 |

Q39 I have seen students being insulted, teased or made fun of or excluded by other students because of the following: (check all that apply)

Answered: 725 Skipped: 157



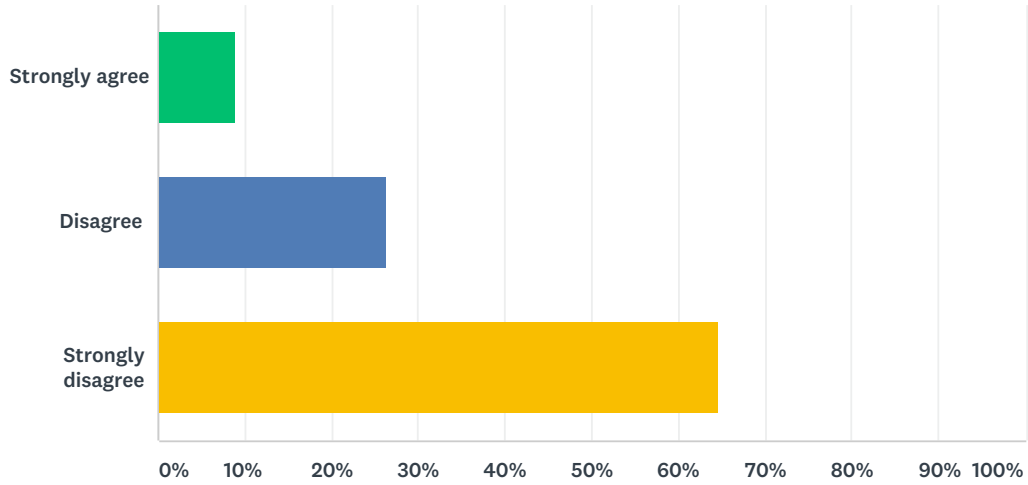
| ANSWER CHOICES | RESPONSES | |
|--|-----------|-----|
| Academic ability (too smart/not smart) | 57.93% | 420 |
| The way they look | 53.52% | 388 |
| Athletic Ability | 50.90% | 369 |
| Behavior | 47.72% | 346 |
| What they were wearing | 47.31% | 343 |
| Sexual identity/orientation | 27.72% | 201 |

Secondary School Climate Survey

| | | |
|--|--------|-----|
| Disability | 24.97% | 181 |
| Culture/religion | 19.17% | 139 |
| Race | 18.90% | 137 |
| What you/your family has/does not have | 16.97% | 123 |
| Gender | 13.38% | 97 |
| Ethnicity | 11.03% | 80 |
| Total Respondents: 725 | | |

Q40 I have felt threatened or made to feel physically unsafe by an adult at my school

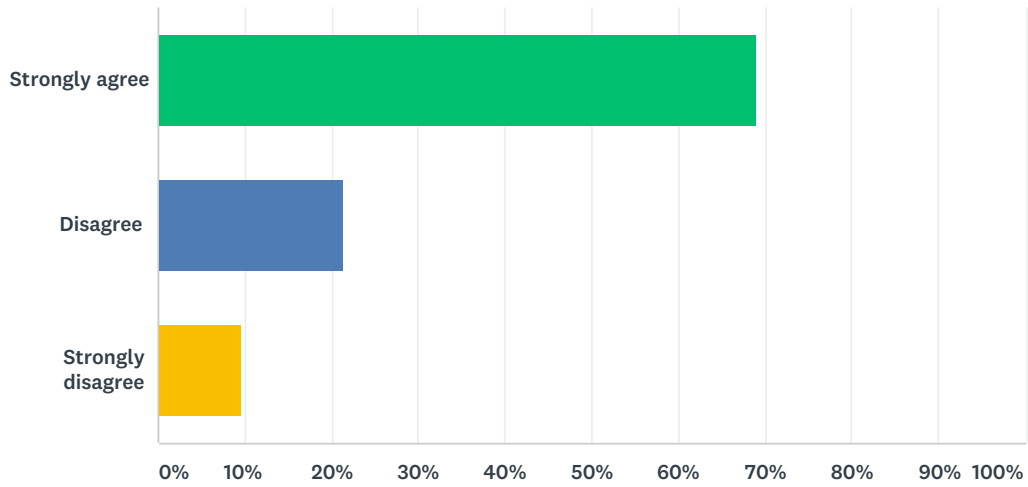
Answered: 875 Skipped: 7



| ANSWER CHOICES | RESPONSES |
|-------------------|------------|
| Strongly agree | 9.03% 79 |
| Disagree | 26.40% 231 |
| Strongly disagree | 64.57% 565 |
| TOTAL | 875 |

Q41 I have seen students spread rumors or gossip through social media

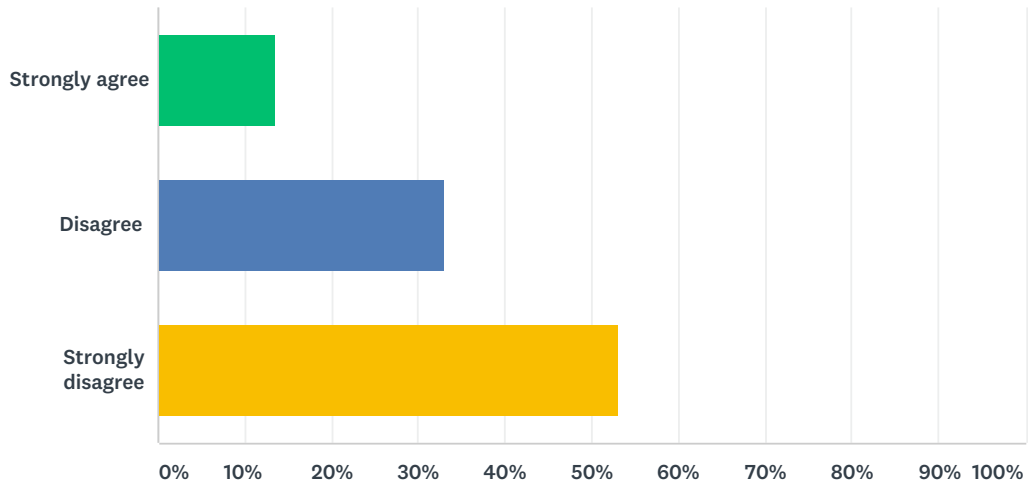
Answered: 861 Skipped: 21



| ANSWER CHOICES | RESPONSES | |
|-------------------|-----------|------------|
| Strongly agree | 69.11% | 595 |
| Disagree | 21.25% | 183 |
| Strongly disagree | 9.64% | 83 |
| TOTAL | | 861 |

Q42 I have been the target of hurtful communication through social media

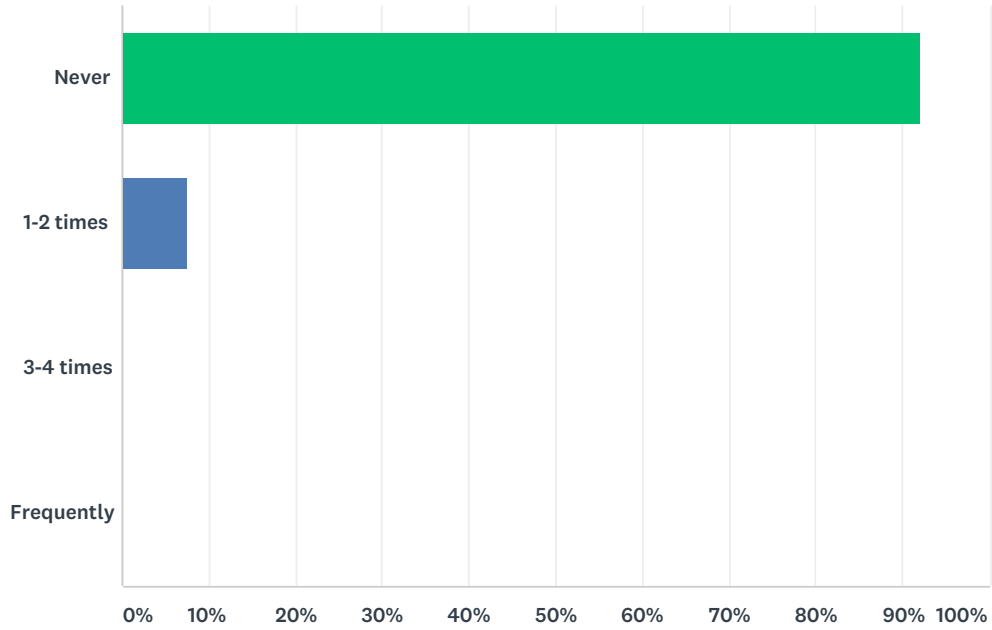
Answered: 864 Skipped: 18



| ANSWER CHOICES | RESPONSES | |
|-------------------|-----------|-----|
| Strongly agree | 13.66% | 118 |
| Disagree | 33.10% | 286 |
| Strongly disagree | 53.24% | 460 |
| TOTAL | | 864 |

Q43 I have used social media to hurt others

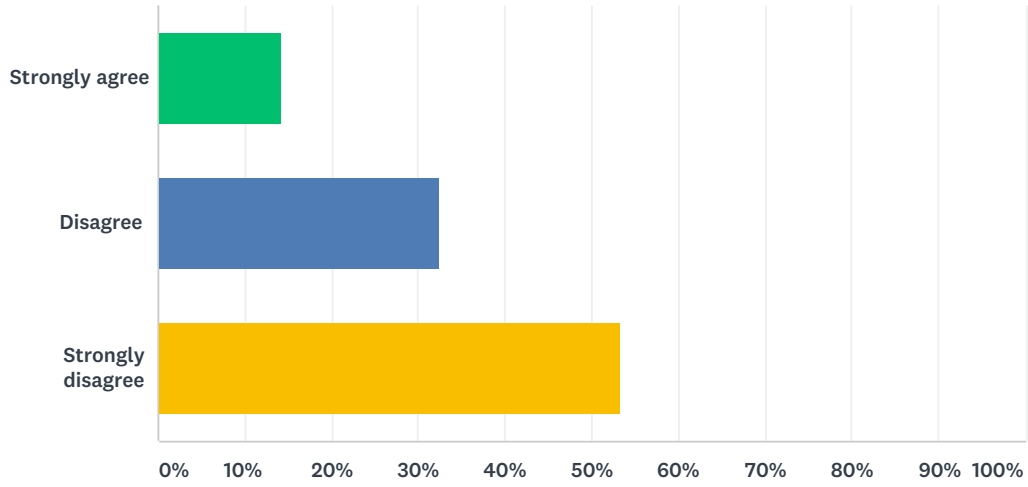
Answered: 868 Skipped: 14



| ANSWER CHOICES | RESPONSES | |
|----------------|-----------|-----|
| Never | 92.05% | 799 |
| 1-2 times | 7.60% | 66 |
| 3-4 times | 0.23% | 2 |
| Frequently | 0.12% | 1 |
| TOTAL | | 868 |

Q44 I have been hurt or physically threatened by other students

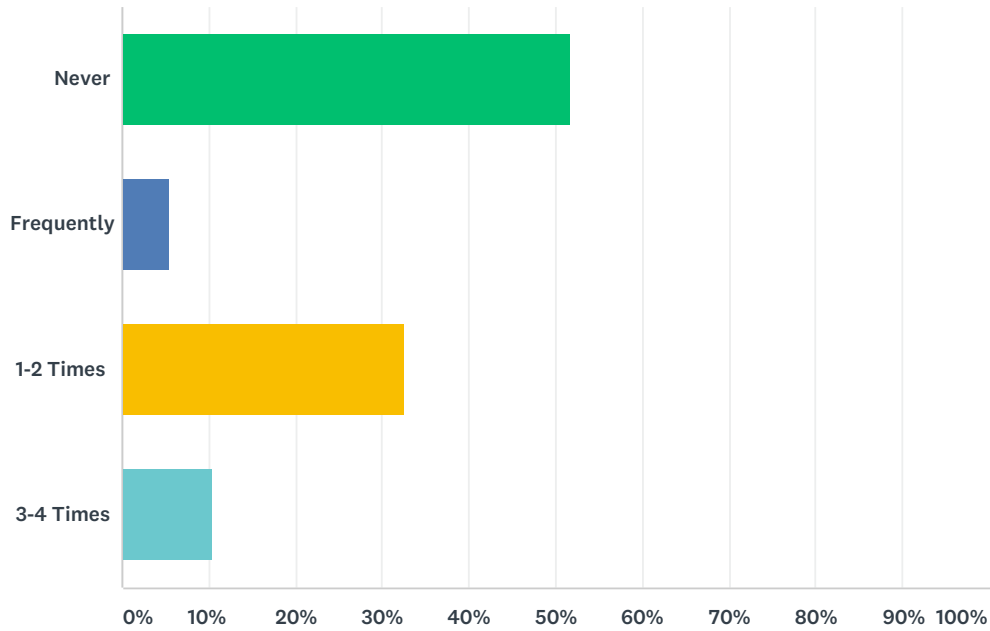
Answered: 872 Skipped: 10



| ANSWER CHOICES | RESPONSES | |
|-------------------|-----------|------------|
| Strongly agree | 14.22% | 124 |
| Disagree | 32.45% | 283 |
| Strongly disagree | 53.33% | 465 |
| TOTAL | | 872 |

Q45 I have been insulted, teased, made fun of, or excluded by other students at my school

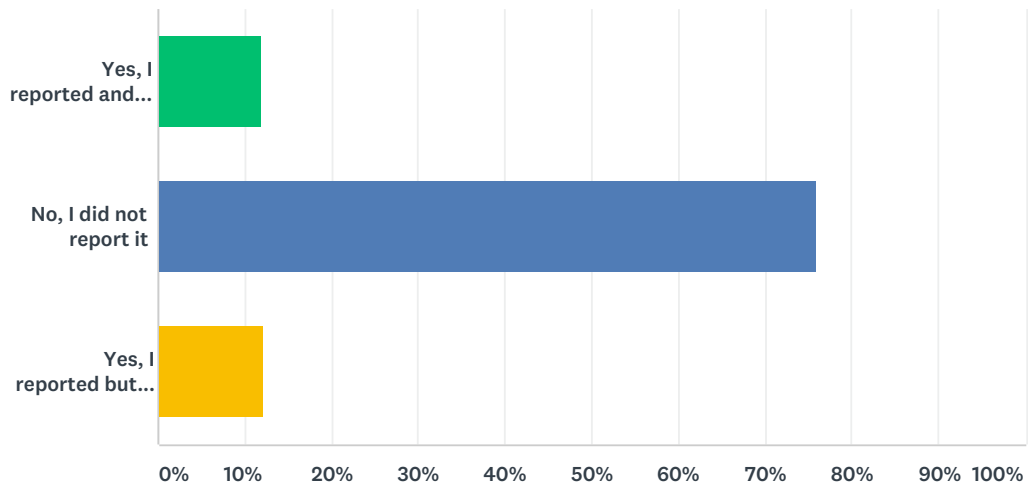
Answered: 876 Skipped: 6



| ANSWER CHOICES | RESPONSES | |
|----------------|-----------|------------|
| Never | 51.60% | 452 |
| Frequently | 5.37% | 47 |
| 1-2 Times | 32.53% | 285 |
| 3-4 Times | 10.50% | 92 |
| TOTAL | | 876 |

Q46 When you were insulted, teased, made fun of, or excluded did you report it?

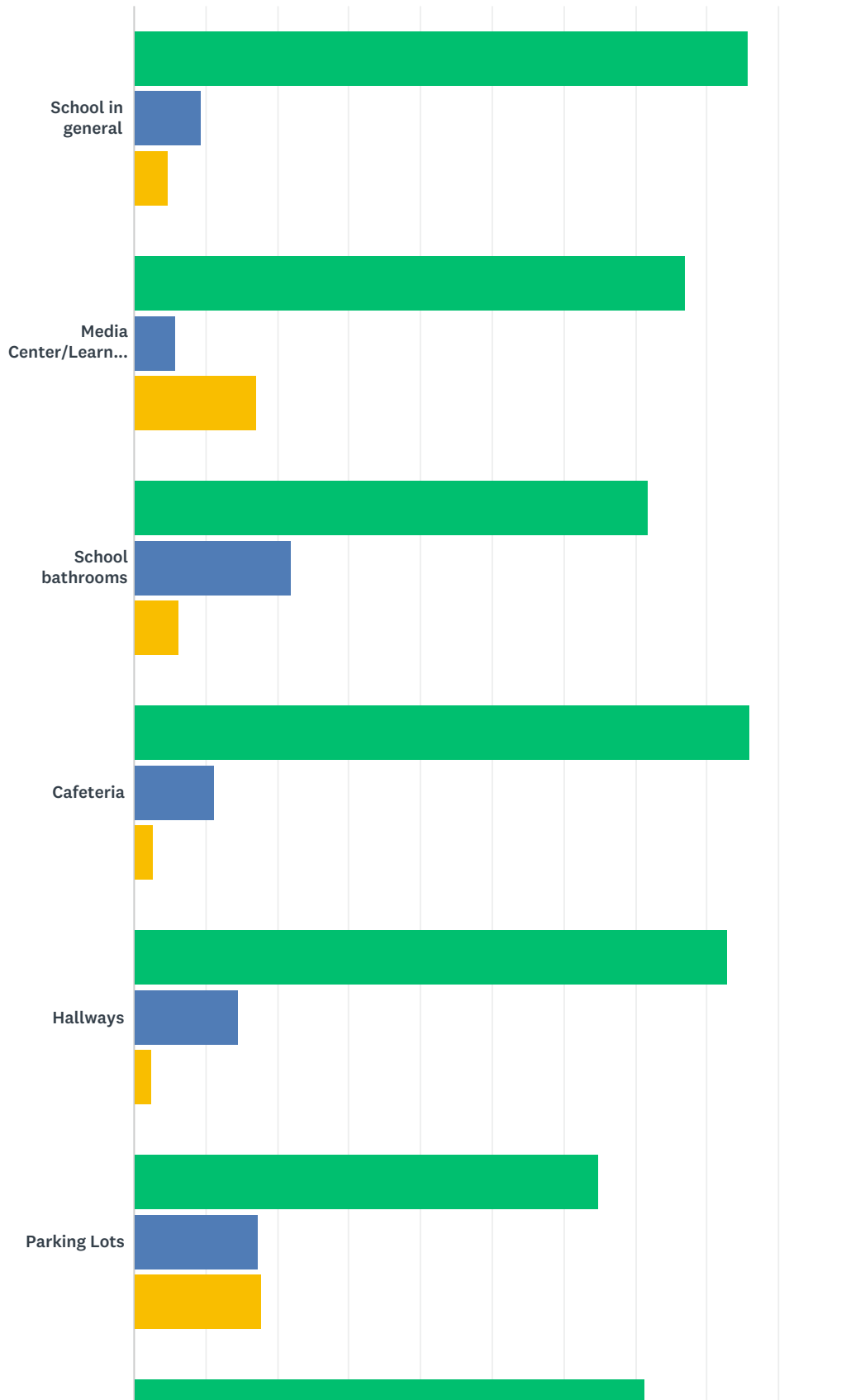
Answered: 670 Skipped: 212



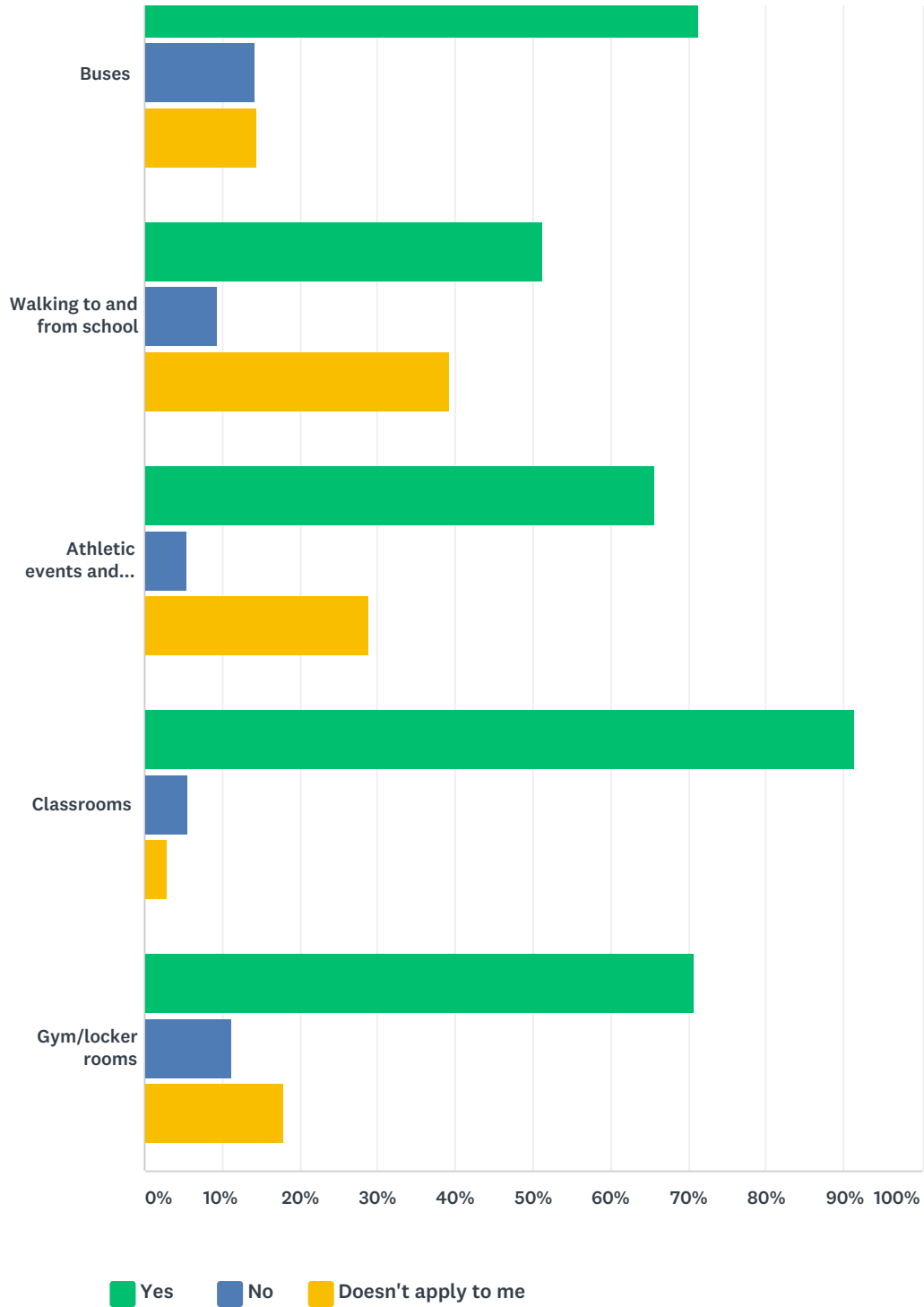
| ANSWER CHOICES | RESPONSES | |
|--|-----------|------------|
| Yes, I reported and was satisfied with the result | 11.94% | 80 |
| No, I did not report it | 75.97% | 509 |
| Yes, I reported but was dissatisfied with the result | 12.09% | 81 |
| TOTAL | | 670 |

Q47 I feel physically safe when in the following spaces at school

Answered: 874 Skipped: 8



Secondary School Climate Survey



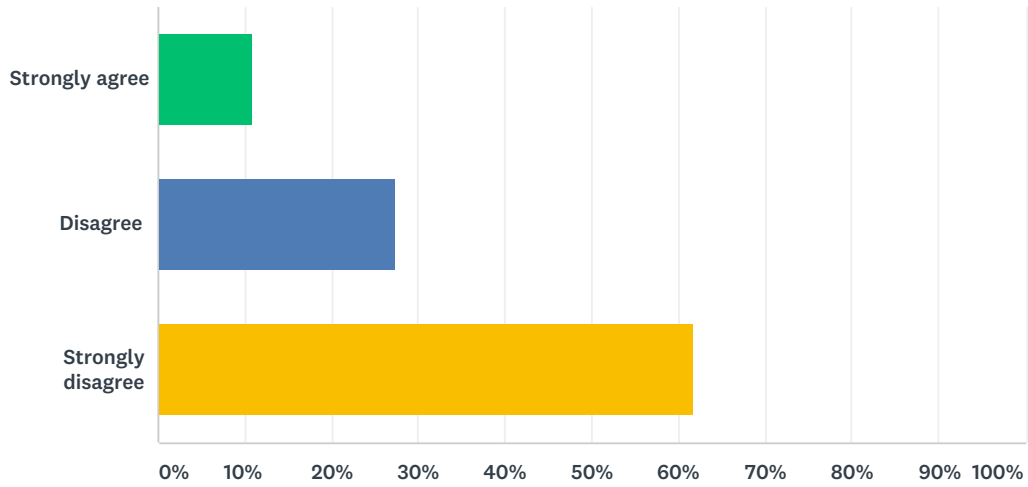
| | YES | NO | DOESN'T APPLY TO ME | TOTAL | WEIGHTED AVERAGE |
|-------------------------------|---------------|---------------|---------------------|-------|------------------|
| School in general | 85.75% 722 | 9.50% 80 | 4.75% 40 | 842 | 1.19 |
| Media Center/Learning Commons | 77.08% 659 | 5.85% 50 | 17.08% 146 | 855 | 1.40 |
| School bathrooms | 71.78% 618 | 21.95% 189 | 6.27% 54 | 861 | 1.34 |
| Cafeteria | 86.00% 743 | 11.34% 98 | 2.66% 23 | 864 | 1.17 |

Secondary School Climate Survey

| | | | | | |
|--------------------------------|---------------|---------------|---------------|-----|------|
| Hallways | 82.87% 711 | 14.57% 125 | 2.56% 22 | 858 | 1.20 |
| Parking Lots | 64.88% 556 | 17.39% 149 | 17.74% 152 | 857 | 1.53 |
| Buses | 71.43% 615 | 14.17% 122 | 14.40% 124 | 861 | 1.43 |
| Walking to and from school | 51.17% 439 | 9.44% 81 | 39.39% 338 | 858 | 1.88 |
| Athletic events and activities | 65.73% 564 | 5.48% 47 | 28.79% 247 | 858 | 1.63 |
| Classrooms | 91.45% 792 | 5.66% 49 | 2.89% 25 | 866 | 1.11 |
| Gym/locker rooms | 70.73% 609 | 11.27% 97 | 18.00% 155 | 861 | 1.47 |

Q48 I have stayed home because I was uncomfortable or felt unsafe at school

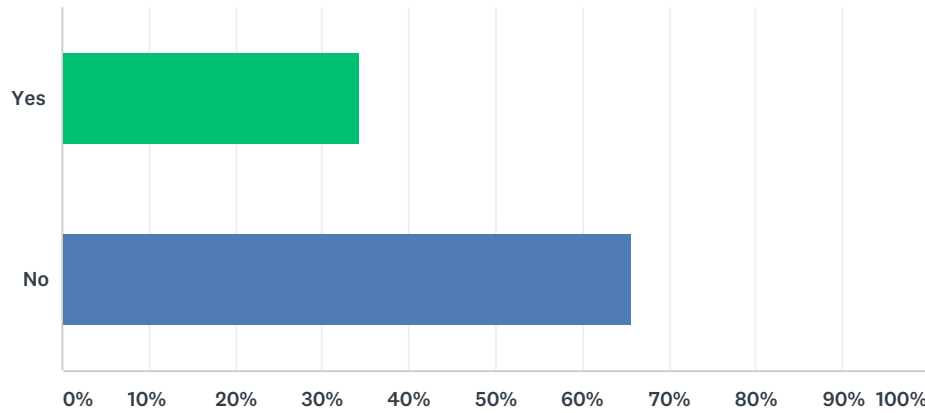
Answered: 869 Skipped: 13



| ANSWER CHOICES | RESPONSES | |
|-------------------|-----------|------------|
| Strongly agree | 10.82% | 94 |
| Disagree | 27.50% | 239 |
| Strongly disagree | 61.68% | 536 |
| TOTAL | | 869 |

Q49 I know how to report anonymously using the TIPS line

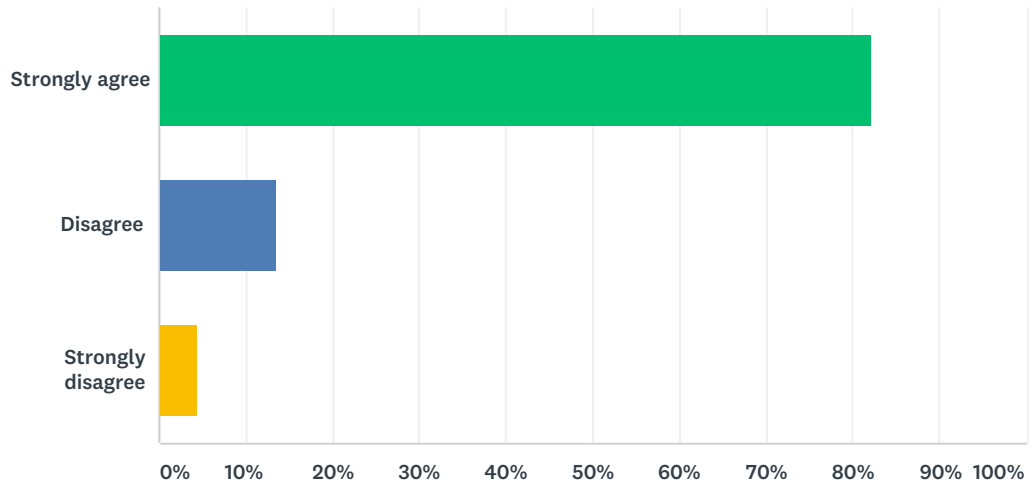
Answered: 873 Skipped: 9



| ANSWER CHOICES | RESPONSES | |
|----------------|-----------|-----|
| Yes | 34.36% | 300 |
| No | 65.64% | 573 |
| TOTAL | | 873 |

Q50 There are clear consequences for breaking the rules

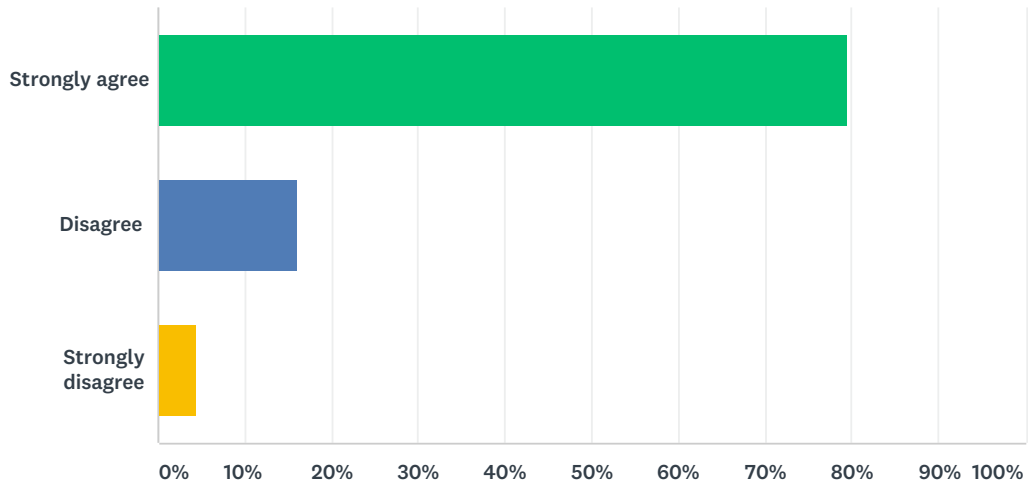
Answered: 874 Skipped: 8



| ANSWER CHOICES | RESPONSES | |
|-------------------|-----------|------------|
| Strongly agree | 82.15% | 718 |
| Disagree | 13.50% | 118 |
| Strongly disagree | 4.35% | 38 |
| TOTAL | | 874 |

Q51 The school rules for behavior are consistently enforced

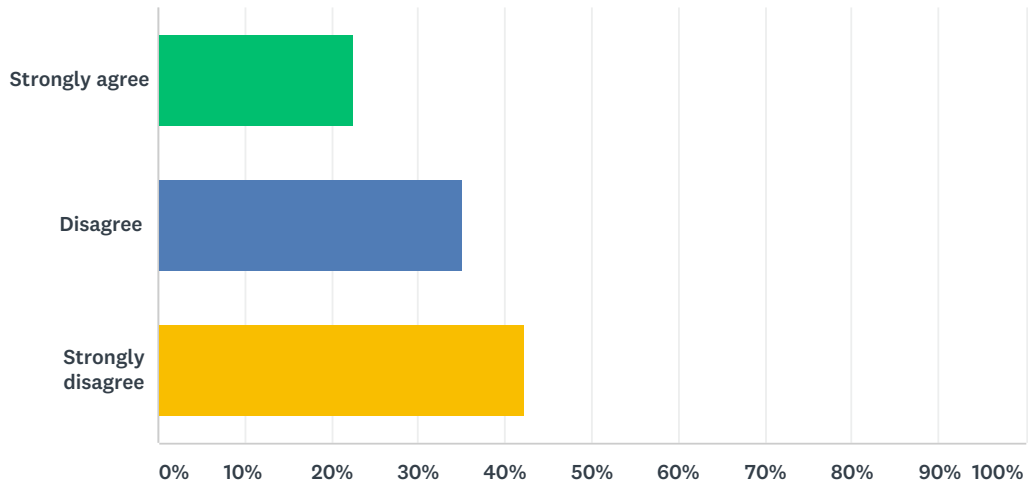
Answered: 874 Skipped: 8



| ANSWER CHOICES | RESPONSES | |
|-------------------|-----------|-----|
| Strongly agree | 79.41% | 694 |
| Disagree | 16.13% | 141 |
| Strongly disagree | 4.46% | 39 |
| TOTAL | | 874 |

Q52 I am concerned about alcohol and/or drug abuse at my school

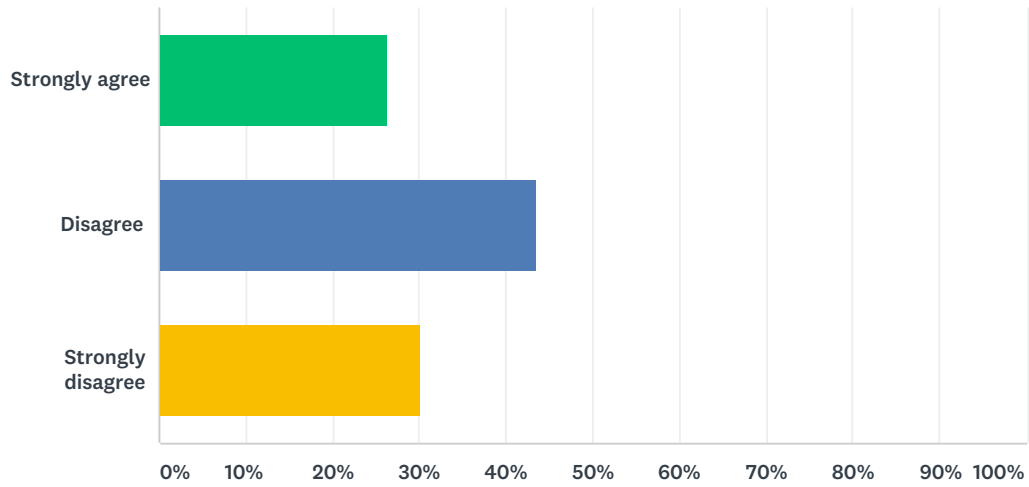
Answered: 875 Skipped: 7



| ANSWER CHOICES | RESPONSES | |
|-------------------|-----------|------------|
| Strongly agree | 22.63% | 198 |
| Disagree | 35.20% | 308 |
| Strongly disagree | 42.17% | 369 |
| TOTAL | | 875 |

Q53 I worry about violence from some students in my school

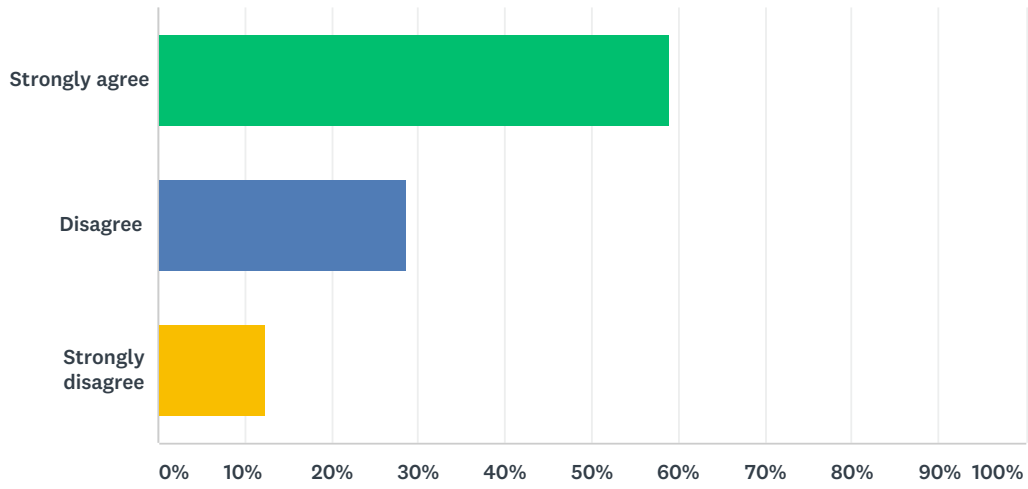
Answered: 870 Skipped: 12



| ANSWER CHOICES | RESPONSES | |
|-------------------|-----------|------------|
| Strongly agree | 26.44% | 230 |
| Disagree | 43.45% | 378 |
| Strongly disagree | 30.11% | 262 |
| TOTAL | | 870 |

Q54 Adults at my school apply the same rules to all students equally

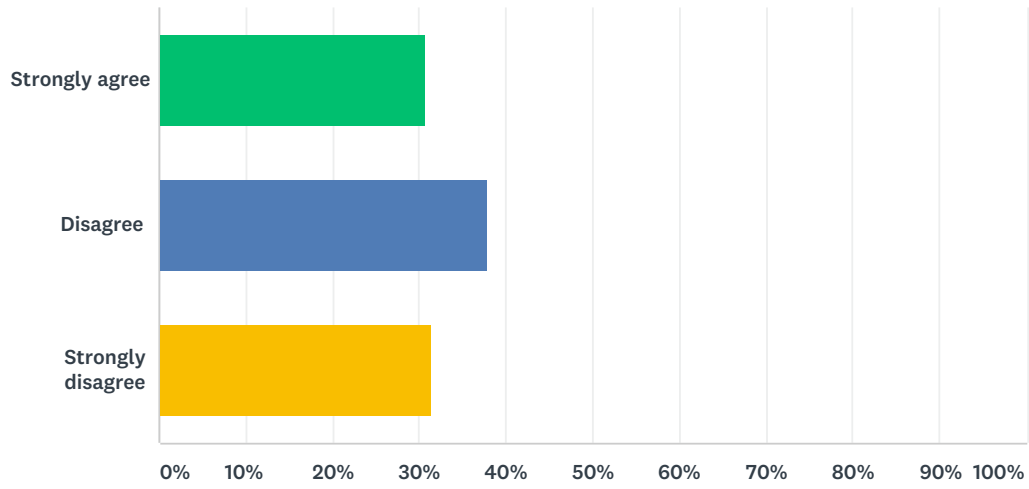
Answered: 875 Skipped: 7



| ANSWER CHOICES | RESPONSES | |
|-------------------|-----------|------------|
| Strongly agree | 58.97% | 516 |
| Disagree | 28.69% | 251 |
| Strongly disagree | 12.34% | 108 |
| TOTAL | | 875 |

Q55 I worry about outsiders committing violence inside my school

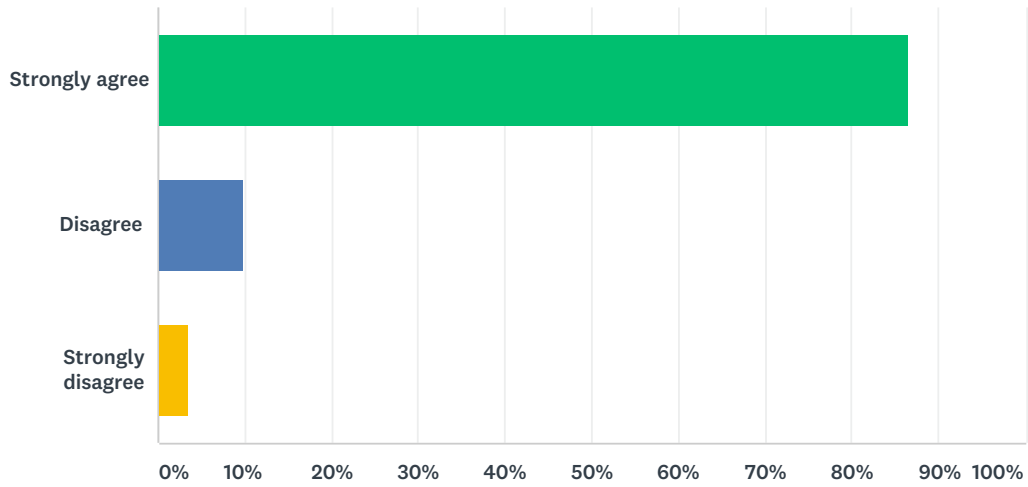
Answered: 875 Skipped: 7



| ANSWER CHOICES | RESPONSES | |
|-------------------|-----------|------------|
| Strongly agree | 30.74% | 269 |
| Disagree | 37.83% | 331 |
| Strongly disagree | 31.43% | 275 |
| TOTAL | | 875 |

Q56 I feel my school has procedures in place to keep me safe

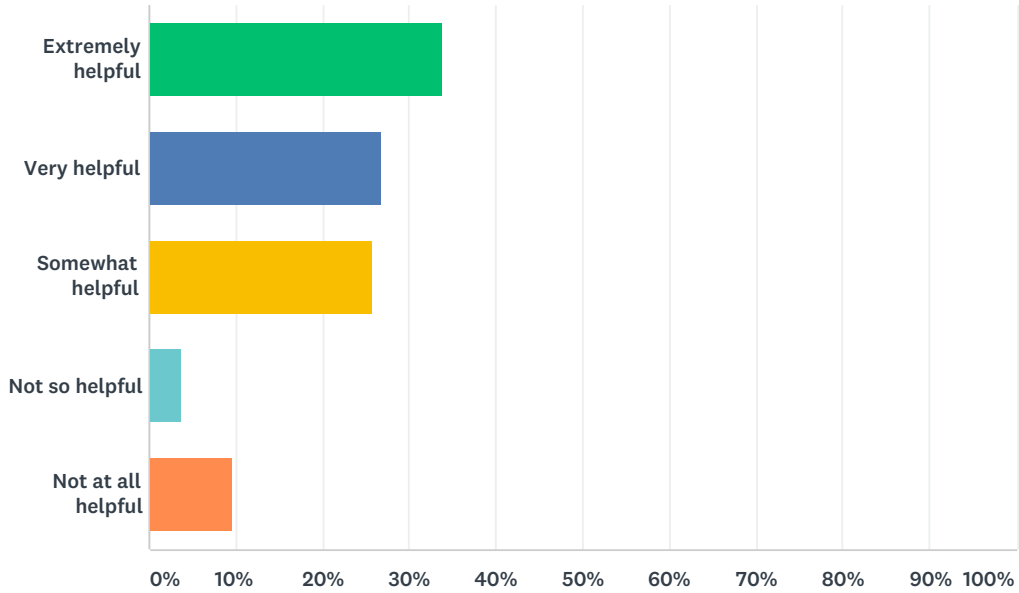
Answered: 876 Skipped: 6



| ANSWER CHOICES | RESPONSES | |
|-------------------|-----------|------------|
| Strongly agree | 86.53% | 758 |
| Disagree | 9.93% | 87 |
| Strongly disagree | 3.54% | 31 |
| TOTAL | | 876 |

Q57 Has the Chromebook made learning easier for you? (7th, 9th-12th Grades)

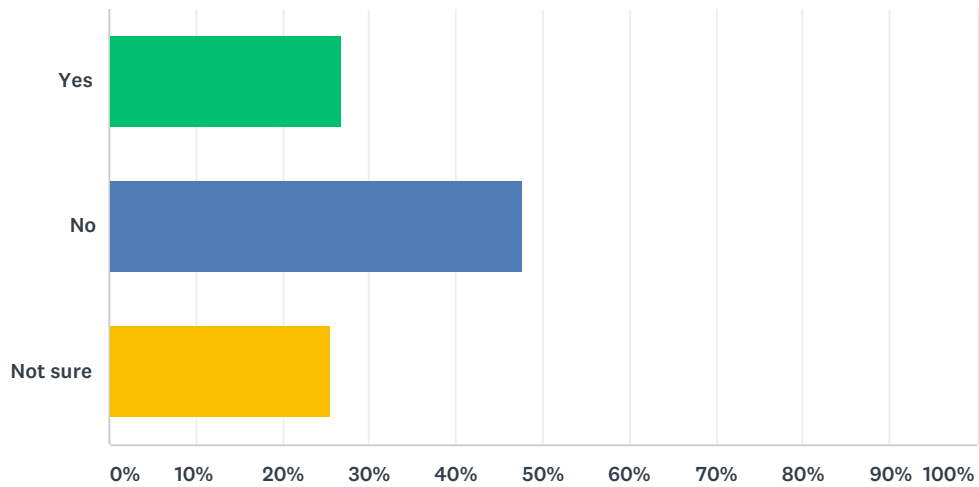
Answered: 611 Skipped: 271



| ANSWER CHOICES | RESPONSES | |
|--------------------|-----------|------------|
| Extremely helpful | 33.92% | 134 |
| Very helpful | 26.84% | 106 |
| Somewhat helpful | 25.82% | 102 |
| Not so helpful | 3.80% | 15 |
| Not at all helpful | 9.62% | 38 |
| TOTAL | | 395 |

Q58 While at school I have been taught ways to manage stress (like mindfulness, breathing, yoga, or other stress reducer activities)

Answered: 873 Skipped: 9



| ANSWER CHOICES | RESPONSES | |
|----------------|-----------|-----|
| Yes | 26.80% | 234 |
| No | 47.77% | 417 |
| Not sure | 25.43% | 222 |
| TOTAL | | 873 |